

# Population

December quarter 2024 | Economic brief

## Estimated resident population

	NT	Aust
Year-ended change	↑1.2%	↑1.7%
Estimated resident population	262 191	27.4M

The Territory's estimated resident population increased by 0.2% (617 persons) to 262,191 in the December quarter 2024, to be 1.2% higher over the year (Chart 1).

Net interstate migration (-554 persons) detracted from growth, while net overseas migration (+694 persons) and natural increase (+477 persons) contributed to population growth in the December quarter 2024.

Nationally, population increased by 0.3% in the December quarter 2024 to be 1.7% higher over the year.

Population changes over the year ranged from an increase of 0.3% in Tasmania to an increase of 2.4% in Western Australia (Chart 2).

## Natural increase

The Territory recorded a natural increase of 477 persons, comprising 781 births and 304 deaths in the December quarter 2024. Natural increase contributed 2,283 persons to the Territory population in 2024 (Chart 3).

## Net interstate migration

The Australian Bureau of Statistics has updated its methodology for estimating interstate migration, with revisions made to interstate migration estimates from September quarter 2021 onwards. The revisions have resulted in an overall improvement to the Territory's net interstate migration outcomes since September quarter 2021.

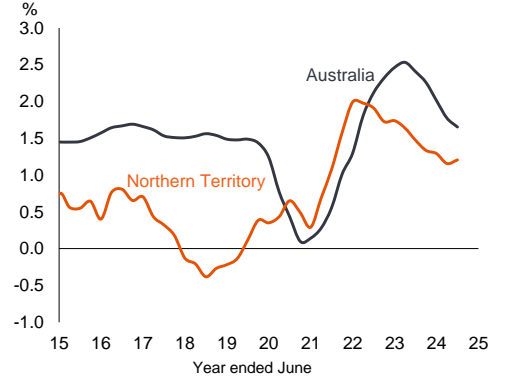
Net interstate migration detracted 554 persons from the Territory population in the December quarter 2024, an improvement from the net loss of 818 persons in the December quarter 2023. There were 4,742 departures from, and 4,188 arrivals to the Territory in the December quarter 2024. Net interstate migration detracted 2,234 persons from the Territory population in 2024, an improvement from the net loss of 2,821 persons in 2023.

## Net overseas migration

Net overseas migration contributed 694 persons to the population in the December quarter 2024, and 3,081 persons over the year (Chart 3). This represents a decrease compared to the net gain of 4,557 persons in 2023.

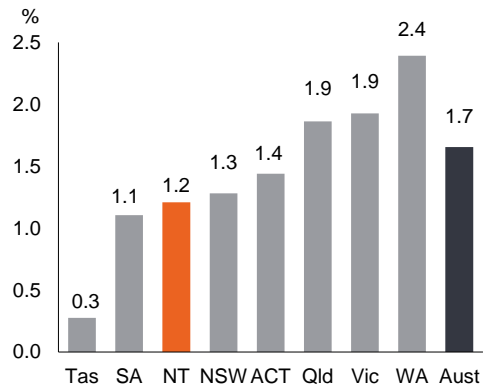
Nationally, net overseas migration contributed 68,043 persons to the population in the December quarter 2024, and 340,750 persons over the year.

Chart 1: Population growth (year-ended percentage change)



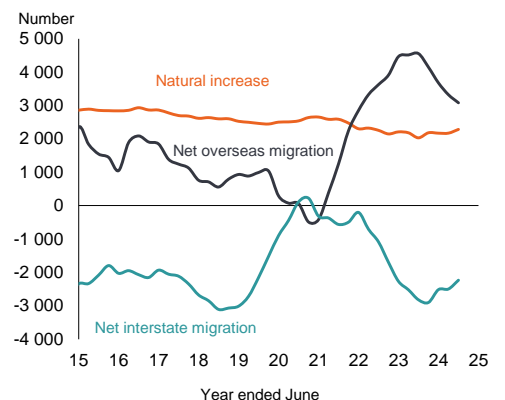
Source: Department of Treasury and Finance, ABS, National, State and Territory Population.

Chart 2: Population growth (year-ended percentage change)



Source: Department of Treasury and Finance, ABS, National, State and Territory Population

Chart 3: Territory population components (moving annual total)



Source: Department of Treasury and Finance, ABS, National, State and Territory Population

Table 1: Estimated resident population and components

	Period				Change		
	Dec qtr 2023	Sep qtr 2024	Dec qtr 2024	Year to date	Quarterly <sup>1</sup>	Year-ended <sup>2</sup>	Year-average <sup>3</sup>
<b>Northern Territory</b>							
<b>Original</b>							
Population growth	483	734	617	3 130			
Natural increase	365	530	477	2 283	-10.0%	30.7%	12.4%
– births	733	881	781	3 522	-11.4%	6.5%	7.4%
– deaths	368	351	304	1 239	-13.4%	-17.4%	-0.7%
Net interstate migration	- 818	- 557	- 554	- 2 234	0.5%	32.3%	20.8%
– arrivals	4 111	3 056	4 188	14 576	37.0%	1.9%	-3.4%
– departures	4 929	3 613	4 742	16 810	31.2%	-3.8%	-6.2%
Net overseas migration	936	761	694	3 081	-8.8%	-25.9%	-32.4%
– arrivals	1 429	1 288	1 265	5 097	-1.8%	-11.5%	-20.1%
– departures	493	527	571	2 016	8.3%	15.8%	10.6%
Total population	259 061	261 574	262 191	n/a	0.2%	1.2%	n/a
<b>Australia</b>							
<b>Original</b>							
Population growth	121 557	112 068	91 133	445 924			
Natural increase	22 096	25 221	23 090	105 174	-8.4%	4.5%	1.9%
– births	66 334	76 796	67 575	292 435	-12.0%	1.9%	2.6%
– deaths	44 238	51 575	44 485	187 261	-13.7%	0.6%	3.0%
Net migration	99 461	86 847	68 043	340 750	-21.7%	-31.6%	-35.8%
Total population	26 954 089	27 308 880	27 400 013	n/a	0.3%	1.7%	n/a

n/a: not applicable

1 Compares the latest quarter with the previous quarter.

2 Compares the latest quarter with the same quarter last year.

3 Compares the 4 quarters up to and including the latest quarter with the previous 4 quarter period.

Source: Department of Treasury and Finance; ABS, National, State and Territory Population.

Term	Definition
Estimated resident population	The official Australian Bureau of Statistics (ABS) population measure that represents the number of persons who reside in a defined locality for more than six months of the year and for a period of at least 12 out of 16 consecutive months.
Natural increase	The number of births minus the number of deaths.
Net interstate migration	The number of people arriving minus the number of people departing over a state or territory boundary that involves a change in place of usual residence.
Net overseas migration	The difference between the number of incoming travellers who stay in Australia for 12 months or more and are added to the population, and the number of outgoing travellers who leave Australia for 12 months or more and are subtracted from the population.
Quarterly change	Compares the latest quarter with the previous quarter.
Year-ended change	Compares the latest quarter with the same quarter last year.
Year-average change	Compares the 4 quarters up to and including the latest quarter with the previous 4-quarter period.

Caution is advised when using data for the Territory, as it is often derived from small samples and can be highly volatile. Although due care has been exercised in preparing this material, no responsibility is accepted for any errors or omission.

[National, state and territory population | Australian Bureau of Statistics \(abs.gov.au\)](https://abs.gov.au)

## More information

Economic Group | Department of Treasury and Finance

P: 08 8999 6718 | E: [economics.dtf@nt.gov.au](mailto:economics.dtf@nt.gov.au) | W: [nteconomy.nt.gov.au](https://nteconomy.nt.gov.au)