

Population

September quarter 2022 | Economic brief

Estimated resident population

	NT	Aust
Annual change	↑0.4%	↑1.6%
Estimated resident population	250 602	26.1M

The Territory's estimated resident population decreased slightly by 0.04% (100 persons) to 250,602 in the September quarter 2022.

Net interstate migration (-834 persons) detracted from population growth while natural increase (+524 persons) and net overseas migration (+210 persons) contributed to population growth. Nationally, population increased by 0.5%.

In annual terms, the Territory's population increased by 0.4%, while nationally, population increased by 1.6% (Chart 1). Annual population change in other jurisdictions ranged from an increase of 0.7% in Tasmania to an increase of 2.2% in Queensland (Chart 2).

Natural increase

In the September quarter 2022, the Territory recorded a natural increase of 524 persons, comprising 891 births and 367 deaths. In the year to September 2022, natural increase contributed 2,279 persons to the Territory's population, a decrease of 15.3% compared to the previous year.

Net interstate migration

Net interstate migration for the September and December 2021 quarters are impacted by the ABS making COVID-19 related methodological adjustments to its treatment of Medicare source data.

In the September quarter 2022, net interstate migration detracted 834 persons from the population, a worsening on the net loss of 637 persons in the September quarter 2021. There were 3,370 departures from, and 2,536 arrivals to, the Territory in the quarter.

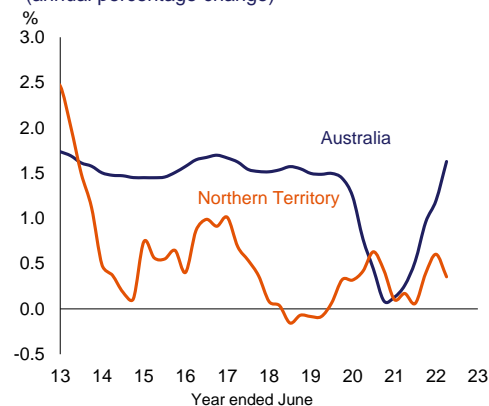
In the year to September 2022, net interstate migration detracted 3,213 persons from the population, a worsening of 9.7% on the net loss of 2,930 persons in the previous year.

Net overseas migration

In the September quarter 2022, net overseas migration contributed 210 persons to the population. Nationally, net overseas migration contributed 106,202 persons.

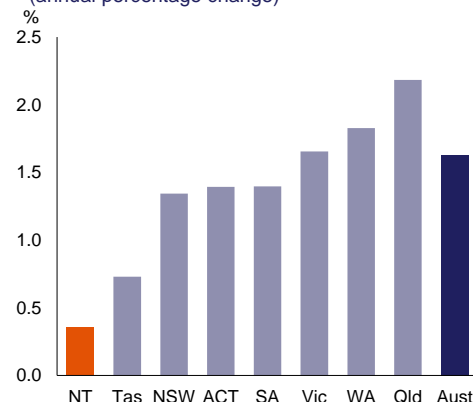
In the year to September 2022, net overseas migration in the Territory contributed 1,818 persons to the population, an improvement compared to the net gain of 303 persons in the previous year (Chart 3). Nationally, net overseas migration contributed 303,670 persons.

Chart 1: Population growth (annual percentage change)



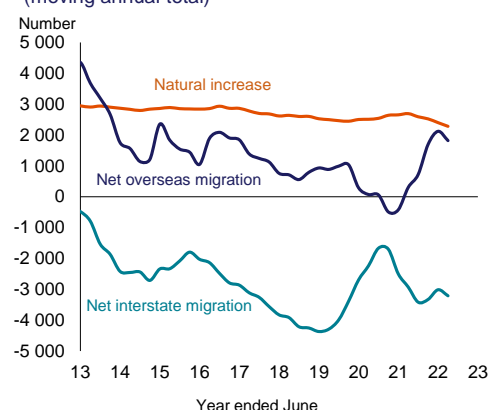
Source: Department of Treasury and Finance, ABS Cat. No. 3101.0

Chart 2: Population growth (annual percentage change)



Source: Department of Treasury and Finance, ABS Cat. No. 3101.0

Chart 3: Territory population components (moving annual total)



Source: Department of Treasury and Finance, ABS Cat. No. 3101.0

Table 1: Estimated resident population and components

	Period				Change		
	Sep qtr 2021	Jun qtr 2022	Sep qtr 2022	Year to date	Quarterly ¹	Annual ²	Year-on-year ³
Northern Territory							
Original							
Population growth	518	282	- 100	884			
Natural increase	643	590	524	2 279	-11.2%	-18.5%	-15.3%
– births	935	945	891	3 627	-5.7%	-4.7%	-5.7%
– deaths	292	355	367	1 348	3.4%	25.7%	16.5%
Net interstate migration	- 637	- 746	- 834	- 3 213	-11.8%	-30.9%	-9.7%
– arrivals	5 866	3 092	2 536	13 847	-18.0%	-56.8%	-16.6%
– departures	6 503	3 838	3 370	17 060	-12.2%	-48.2%	-12.7%
Net overseas migration	512	438	210	1 818	-52.1%	-59.0%	500.0%
– arrivals	1 070	1 241	1 614	5 494	30.1%	50.8%	145.0%
– departures	558	803	1 404	3 676	74.8%	151.6%	89.6%
Total population	249 718	250 702	250 602	n/a	0.0%	0.4%	n/a
Australia							
Original							
Population growth	18 235	93 898	128 670	418 500			
Natural increase	31 998	30 110	22 468	114 830	-25.4%	-29.8%	-18.1%
– births	79 233	76 566	75 644	302 873	-1.2%	-4.5%	-2.3%
– deaths	47 235	46 456	53 176	188 043	14.5%	12.6%	10.8%
Net migration	- 13 763	63 788	106 202	303 670	66.5%	871.6%	640.9%
Total population	25 706 314	25 996 144	26 124 814	n/a	0.5%	1.6%	n/a

n/a: not applicable

1 Compares the latest quarter with the previous quarter.

2 Compares the latest quarter with the same quarter last year.

3 Compares the 4 quarters up to and including the latest quarter with the previous 4 quarter period.

Source: Department of Treasury and Finance; ABS Cat. No. 3101.0

Caution is advised when using data for the Territory, as it is often derived from small samples and can be highly volatile. Although due care has been exercised in preparing this material, no responsibility is accepted for any errors or omission.

More information

Economic Group | Department of Treasury and Finance

P: 08 8999 6718 | E: economics.dtf@nt.gov.au | W: nteconomy.nt.gov.au