

Engineering construction activity

September quarter 2022 | Economic brief

Engineering construction work done

Value of engineering work done	NT	Aust
Quarterly change (trend)	↓4.5%	↑0.8%
Annual change (trend)	↓1.5%	↑1.6%
Year-on-year change (original)	↑23.8%	↑3.2%

In the September quarter 2022, the trend value of engineering construction work done in the Territory decreased by 4.5% to \$457 million.

In year-on-year terms, the Territory's engineering construction work done increased by 23.8% to \$2.0 billion (Chart 1). This reflects public sector activity increasing by 37.9% mainly due to work for roads, highways and subdivisions (contributing 28.4 percentage points) and private sector activity increasing by 30.2% mainly due to work for heavy industry (contributing 33.1 percentage points).

The Territory recorded the largest year-on-year increase of the jurisdictions, which otherwise ranged from a 6.6% decrease in Western Australia to a 12.2% increase in South Australia (Chart 2).

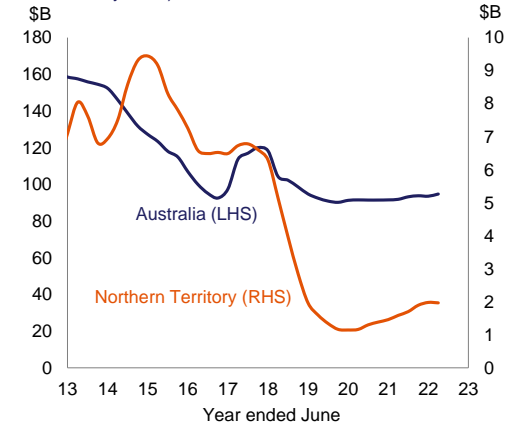
Engineering work commenced

In the September quarter 2022, the value of Territory engineering construction work commenced was \$485 million. Private sector activity comprised 51.7% of the work commenced and was largely related to works for heavy industry.

In year-on-year terms, public sector work commenced decreased by 63.7% to \$472 million, mainly reflecting decreases in work for roads, highways and subdivisions (detracting 60.7 percentage points) (Chart 3). Private sector work commenced increased by 629.8% to \$5.6 billion, mainly reflecting significant increases in work for heavy industry in the March quarter.

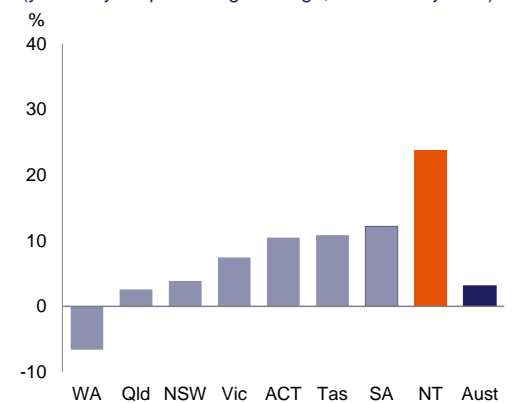
Nationally, the value of engineering work commenced increased by 38.2% to \$114.7 billion over the same period.

Chart 1: Engineering work done (moving annual total, inflation adjusted)



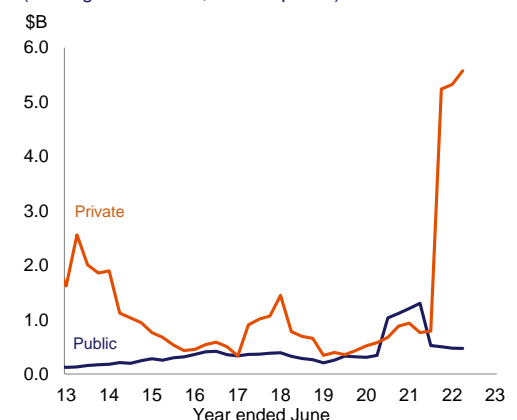
Source: Department of Treasury and Finance, ABS Cat. No. 8762.0

Chart 2: Engineering work done (year-on-year percentage change, inflation adjusted)



Source: Department of Treasury and Finance, ABS Cat. No. 8762.0

Chart 3: Engineering work commenced (moving annual total, current prices)



Source: Department of Treasury and Finance, ABS Cat. No. 8762.0

Table 1: Engineering construction work done (\$M, chain volume)

	Period				Change		
	Sep qtr 21	Jun qtr 22	Sep qtr 22	Year to date	Quarterly ²	Annual ³	Year-on-year ⁴
Northern Territory							
Original	476	477	463	1 970	-3.0%	-2.7%	23.8%
– public ¹	188	160	181	708	13.0%	-3.7%	37.9%
– private ¹	300	364	341	1 417	-6.4%	13.7%	30.2%
Seasonally adjusted	476	477	463	1 970	-3.0%	-2.7%	
Trend	464	479	457	1 953	-4.5%	-1.5%	
Australia							
Original	22 687	24 896	23 887	94 701	-4.1%	5.3%	3.2%
– public	9 073	11 597	10 087	41 422	-13.0%	11.2%	12.4%
– private	13 615	13 299	13 799	53 280	3.8%	1.4%	-3.0%
Seasonally adjusted	23 018	23 348	24 165	94 649	3.5%	5.0%	
Trend	23 456	23 636	23 826	94 360	0.8%	1.6%	

Table 2- Engineering work commenced (\$M, original, current prices)

	Period				Change		
	Sep qtr 21	Jun qtr 22	Sep qtr 22	Year to date	Quarterly ²	Annual ³	Year-on-year ⁴
Northern Territory	n.a.	399	485	6 045	21.5%	n.a.	231.2%
– public	239	100	234	472	135.1%	-1.9%	-63.7%
– private	n.a.	299	250	5 573	-16.3%	n.a.	629.8%
Australia	24 855	22 151	41 513	114 712	87.4%	67.0%	38.2%
– public	10 134	9 072	22 260	53 412	145.4%	119.7%	49.0%
– private	14 721	13 080	19 253	61 300	47.2%	30.8%	30.0%

n.p.: data not published

1 Current prices.

2 Compares the latest quarter with the previous quarter.

3 Compares the latest quarter with the same quarter last year.

4 Compares the 4 quarters up to and including the latest quarter with the previous 4 quarter period.

Source: Department of Treasury and Finance, ABS Cat. No. 8762.0

Caution is advised when using data for the Territory, as it is often derived from small samples and can be highly volatile. Although all due care has been exercised in preparing this material, no responsibility is accepted for any errors or omission.

More information

Economic Group | Department of Treasury and Finance

P: 08 8999 6718 | E: economics.dtf@nt.gov.au | W: nteconomy.nt.gov.au