

Population

September quarter 2021 | Economic brief

Estimated resident population

	NT	Aust
Annual change	↓0.2%	↑0.3%
Estimated resident population	245 865	25.8M

The Territory's estimated population declined marginally (by 44 persons) in the September quarter 2021 to 245,865 persons. Natural increase (+643) contributed to growth while net interstate migration (-637) and net overseas migration (-50) detracted from growth. Nationally, population increased marginally (by 12,056 persons, or 0.05%).

In annual terms, the Territory population decreased by 0.2%, while nationally, population increased by 0.3% (Chart 1). Annual population growth in other jurisdictions ranged from a decrease of 0.5% in Victoria to an increase 1.1% in Queensland (Chart 2).

Natural increase

In the September quarter 2021, the Territory recorded growth from natural increase of 643, comprising 935 births and 292 deaths. In the year to September 2021, natural increase contributed 2,649 persons to population, an increase of 4.2% compared to the previous year.

Net interstate migration

The Territory's net interstate migration (NIM) is highly volatile, reflecting the relatively young and transient population. NIM is being impacted by the ABS recently making COVID-19-related methodological adjustments to its treatment of Medicare source data used to estimate interstate migration flows.

In the September quarter 2021, net interstate migration detracted 637 from the population, a worsening on the net loss of 211 persons in the September quarter 2020. There were 5,866 arrivals to, and 6,503 departures from, the Territory in the quarter.

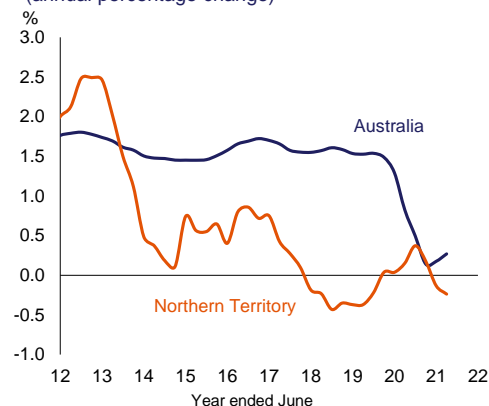
In the year to September 2021, the Territory recorded a net loss of 2,930 persons to other jurisdictions, a 30.9% increase on the net loss of 2,239 persons in the previous year.

Net overseas migration

The impact of COVID-19 border restrictions has caused significant disruption to usual migration flows. In the September quarter 2021, net overseas migration detracted 50 persons from the population. Nationally, net overseas migration detracted 19,942 persons over the same period.

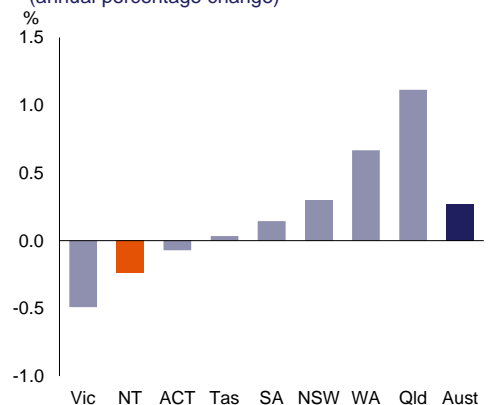
In the year to September 2021, net overseas migration in the Territory detracted 304 persons, a worsening compared to the positive contribution of 72 persons in the previous year (Chart 3). Nationally, net overseas migration detracted 67,268 persons, a worsening compared to the positive contribution of 75,627 persons in the previous year.

Chart 1: Population growth (annual percentage change)



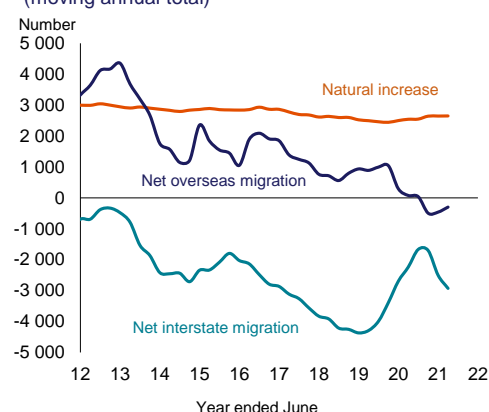
Source: Department of Treasury and Finance, ABS Cat. No. 3101.0

Chart 2: Population growth (annual percentage change)



Source: Department of Treasury and Finance, ABS Cat. No. 3101.0

Chart 3: Territory population components (moving annual total)



Source: Department of Treasury and Finance, ABS Cat. No. 3101.0

Table 1: Estimated resident population and components

	Period				Change		
	Sep qtr 2020	Jun qtr 2021	Sep qtr 2021	Year to date	Quarterly ¹	Annual ²	Year-on-year ³
Northern Territory							
Original							
Population growth	215	- 380	- 44	- 585			
Natural increase	639	701	643	2 649	-8.3%	0.6%	4.2%
– births	920	982	935	3 805	-4.8%	1.6%	4.0%
– deaths	281	281	292	1 156	3.9%	3.9%	3.7%
Net migration							
– interstate	- 211	- 1 060	- 637	- 2 930	39.9%	-201.9%	-30.9%
– overseas	- 213	- 21	- 50	- 304	-138.1%	76.5%	-522.2%
Total population	246 450	245 909	245 865	n/a	0.0%	-0.2%	n/a
Australia							
Original							
Population growth	- 11 986	33 539	12 056	68 917			
Natural increase	30 565	36 659	31 998	136 185	-12.7%	4.7%	2.1%
– births	73 470	78 064	79 223	303 707	1.5%	7.8%	2.6%
– deaths	42 905	41 405	47 235	167 532	14.1%	10.1%	3.0%
Net migration	- 42 551	- 3 120	- 19 942	- 67 268	-539.2%	53.1%	-188.9%
Total population	25 681 281	25 738 142	25 750 198	n/a	0.0%	0.3%	n/a

n/a: not applicable

1 Compares the latest quarter with the previous quarter.

2 Compares the latest quarter with the same quarter last year.

3 Compares the 4 quarters up to and including the latest quarter with the previous 4 quarter period.

Source: Department of Treasury and Finance; ABS Cat. No. 3101.0

Caution is advised when using monthly data for the Territory, as it is often derived from small samples and can be highly volatile. Although due care has been exercised in preparing this material, no responsibility is accepted for any errors or omission.

More information

Economic Group | Department of Treasury and Finance

P: 08 8999 6718 | E: economics.dtf@nt.gov.au | W: nteconomy.nt.gov.au