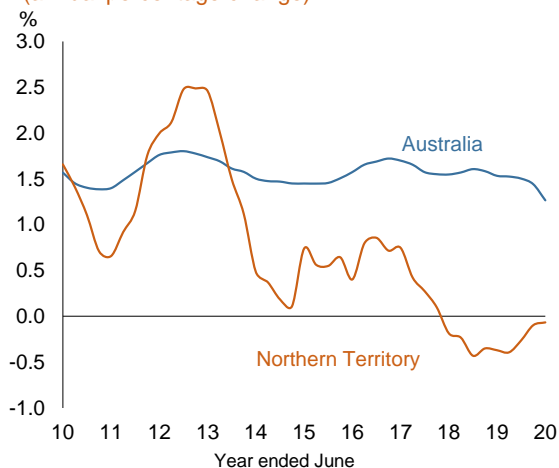


# Population

June quarter 2020

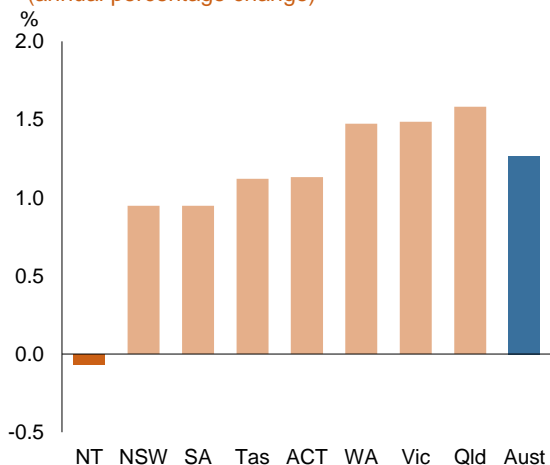
Released: 17 December 2020 | Next release: 18 March 2021

Chart 1: Population growth (annual percentage change)



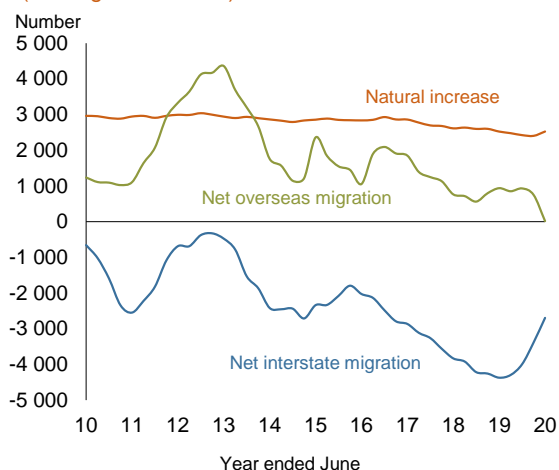
Source: Department of Treasury and Finance, ABS Cat. No. 3101.0

Chart 2: Population growth (annual percentage change)



Source: Department of Treasury and Finance, ABS Cat. No. 3101.0

Chart 3: Territory population components (moving annual total)



Source: Department of Treasury and Finance, ABS Cat. No. 3101.0

## Estimated resident population

	NT	Aust
Annual change	↓0.1%	↑1.3%
Estimated resident population	245 980	25.7M

The Territory's estimated resident population (ERP) grew by 0.2 per cent (+458 persons) in the June quarter 2020. Natural increase (+763 persons) contributed to growth, while net interstate migration (-260 persons) and net overseas migration (-45 persons) detracted from growth in the quarter. Nationally, ERP increased by 0.1 per cent in the quarter.

In annual terms, the Territory population declined by 0.1 per cent, which is slightly stronger than the 0.3 per cent decline estimated in the 2020-21 NT Budget. Nationally, the population increased by 1.3 per cent (Chart 1) with annual population growth in other jurisdictions ranging from 0.9 per cent in New South Wales to 1.6 per cent in Queensland (Chart 2).

## Net interstate migration

Net interstate migration in the Territory is highly volatile, reflecting its relatively young and transient population.

In the June quarter 2020, net interstate migration detracted 260 persons from the population, the lowest (i.e. best) quarterly net loss reported for the Territory since June quarter 2013 (-79), with 3207 arrivals offset by 3467 departures. In 2019-20, the Territory recorded a net loss of 2697 persons to other jurisdictions, though this is a 38.3 per cent improvement from the previous year.

## Net overseas migration

The impact of COVID-19 border restrictions has caused significant disruption to usual migration flows, with the Territory reporting an outflow of 45 persons in the June quarter 2020. Nationally, net overseas migration detracted 5877 persons over the same period.

In 2019-20, net overseas migration in the Territory was 9 persons, down from 932 in the previous years (Chart 3). Nationally, net overseas migration decreased by 23.7 per cent to 184 169.

## Natural increase

In the June quarter 2020, the Territory recorded a positive natural increase of 763 persons, comprising 990 births and 227 deaths. Natural increase contributed 2525 persons to the Territory's population in 2019-20, a similar result to the previous year.

# Population March quarter 2020

Table 1: Estimated resident population and components

	Period				Change		
	Jun qtr 2019	Mar qtr 2020	Jun qtr 2020	Year to date	Quarterly <sup>1</sup>	Annual <sup>2</sup>	Year-on-year <sup>3</sup>
<b>Northern Territory</b>							
<b>Original</b>							
Population growth	383	371	458	- 163			
Natural increase	642	653	763	2 525	16.8%	18.8%	0.0%
– births	916	969	990	3 605	2.2%	8.1%	1.4%
– deaths	274	316	227	1 080	-28.2%	-17.2%	-4.0%
Net migration							
– overseas	691	373	- 45	9	-112.1%	-106.5%	-99.0%
– interstate	- 950	- 655	- 260	- 2 697	60.3%	72.6%	38.3%
Total population	246 143	245 522	245 980	n.a.	0.2%	-0.1%	-0.2%
<b>Australia</b>							
<b>Original</b>							
Population growth	72 778	108 129	29 292	321 296			
Natural increase	34 550	35 409	35 169	137 127	-0.7%	1.8%	-3.2%
– births	76 446	75 274	75 540	304 101	0.4%	-1.2%	-0.1%
– deaths	41 896	39 865	40 371	166 974	1.3%	-3.6%	3.6%
Net migration	38 228	72 720	- 5 877	184 169	-108.1%	-115.4%	-23.7%
Total population	25 365 745	25 657 749	25 687 041	n.a.	0.1%	1.3%	1.4%

n.a. not applicable

1 Compares the latest quarter with the previous quarter.

2 Compares the latest quarter with the same quarter last year.

3 Compares the 4 quarters up to and including the latest quarter with the previous 4 quarter period.

Source: Department of Treasury and Finance; ABS Cat. No. 3101.0

Caution is advised when using data for the Territory, which is often highly volatile.

Although all due care has been exercised in the preparation of this material, no responsibility is accepted for any errors or omission.

## More information:

Economic Group | Department of Treasury and Finance

P: 08 8999 6801 | E: [economics.dtf@nt.gov.au](mailto:economics.dtf@nt.gov.au) | W: <https://nteconomy.nt.gov.au/>