

# Internet job vacancy report

December 2023 | Economic brief

The Commonwealth Jobs and Skills Australia (JSA) Vacancy Report is based on a count of newly lodged online job advertisements on a variety of job search websites. Unless stated otherwise, all data are reported in trend terms.

Internet vacancies (trend)	NT	Aust
Monthly change	↓0.5%	↓0.1%
Annual change	↑9.7%	↓6.6%

## Monthly change

In December 2023, the number of internet job vacancies in the Territory decreased by 0.5% to 3,351. The largest decreases were in the categories of 'clerical and administrative' (down by 2.6%) and 'professionals' (down by 2.0%), while the largest increases were in the categories of 'managers' (up by 2.7%) and 'technicians and trades' (up by 2.4%) (Chart 1).

The Territory reported the fourth largest decrease of the jurisdictions, which otherwise ranged from a decrease of 2.6% in the Australian Capital Territory to an increase of 1.7% in Tasmania. Nationally, the number of job vacancies decreased by 0.1% to 260,223.

## Annual change

In annual terms, the number of job vacancies in the Territory increased by 9.7%. The largest increases were in the categories of 'professionals' (up by 22.0%) and 'managers' (up by 21.1%), while the largest decreases were in the categories of 'sales' (down by 8.0%) and 'labourers' (down by 3.9%). The Territory reported the second largest increase of the jurisdictions, which otherwise ranged from a decrease of 13.8% in Victoria to an increase of 11.4% in Tasmania. Nationally, the number of vacancies decreased by 6.6% (Chart 2).

## Regional vacancies (original)

JSA only reports regional vacancy data in original terms, which can be volatile on a month-to-month basis. The Department of Treasury and Finance aggregates the data to a three month moving average to smooth some of this volatility, though seasonal variations will remain.

In December 2023, the number of job vacancies in the Darwin region decreased by 12.2% to 2,062 (compared with November 2023) (Chart 3), with 'machinery operators and drivers' (down by 21.2%) and 'clerical and administrative workers' (down by 18.6%) reporting the largest decreases. In annual terms, Darwin job vacancies increased by 6.1%.

The number of vacancies across regional Northern Territory in the month decreased by 8.7% to 1,055, with 'community and personal service workers' (up by 0.2%) reporting the only increase. In annual terms, the number of regional job vacancies increased by 31.0%.

Chart 1: Internet job vacancies by industry

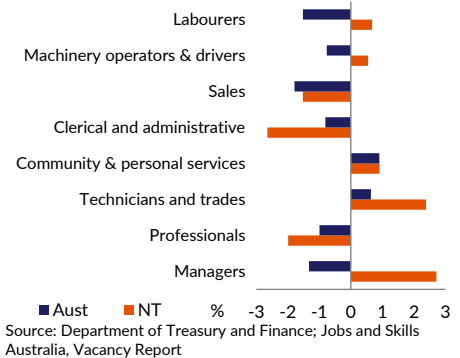


Chart 2: Internet job vacancies (annual % change, trend)

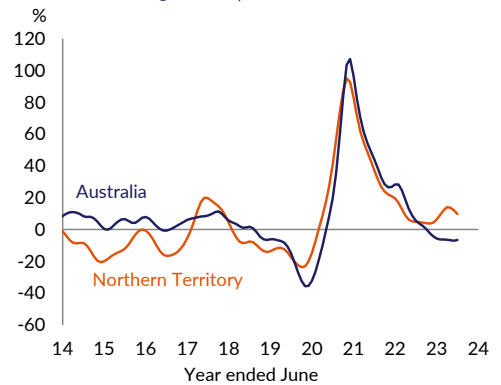


Chart 3: Regional job vacancies (three month moving average, original)

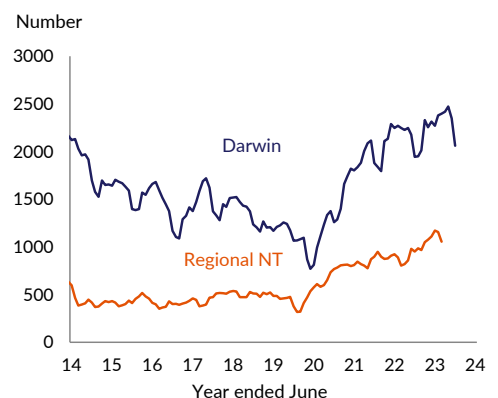


Table 1: Internet job vacancy report

	Period			Change	
	Dec 22	Nov 23	Dec 23	Monthly <sup>1</sup>	Annual <sup>2</sup>
<b>Northern Territory</b>					
<b>Number</b>					
Trend	3 056	3 370	3 351	-0.5%	9.7%
- managers	351	414	425	2.7%	21.1%
- professionals	893	1 112	1 089	-2.0%	22.0%
- technicians and trades	475	517	530	2.4%	11.6%
- community and personal services	339	346	349	0.9%	2.9%
- clerical and administrative	399	418	407	-2.6%	1.9%
- sales	190	177	174	-1.5%	-8.0%
- machinery operators and drivers	183	210	211	0.5%	15.3%
- labourers	196	187	188	0.7%	-3.9%
<b>Northern Territory regions</b>					
<b>Number</b>					
Original					
- Darwin*	1 944	2 348	2 062	-12.2%	6.1%
- Regional NT*	805	1 155	1 055	-8.7%	31.0%
<b>Australia</b>					
<b>Number</b>					
Trend	278 669	260 545	260 223	-0.1%	-6.6%
- managers	30 757	29 738	29 341	-1.3%	-4.6%
- professionals	80 023	79 254	78 463	-1.0%	-1.9%
- technicians and trades	36 961	36 204	36 433	0.6%	-1.4%
- community and personal services	31 638	29 349	29 614	0.9%	-6.4%
- clerical and administrative	43 015	38 886	38 570	-0.8%	-10.3%
- sales	21 249	19 262	18 917	-1.8%	-11.0%
- machinery operators and drivers	15 033	13 741	13 635	-0.8%	-9.3%
- labourers	20 480	15 423	15 189	-1.5%	-25.8%

1 Compares the latest month with the previous month.

2 Compares the latest month with the same month last year.

\* Three month moving average.

Source: Jobs and Skills Australia, Vacancy Report.

[Internet Vacancy Index | Jobs and Skills Australia \(jobsandskills.gov.au\)](https://jobsandskills.gov.au)

Caution is advised when using monthly data for the Territory, as it is often derived from small samples and can be highly volatile. Although due care has been exercised in preparing this material, no responsibility is accepted for any errors or omission.

JSA advises the sum of the categories in trend terms may not equal the reported total due to the methodology behind the trend data series.

## More information

Economic Group | Department of Treasury and Finance

P: 08 8999 6718 | E: [economics.dtf@nt.gov.au](mailto:economics.dtf@nt.gov.au) | W: [nteconomy.nt.gov.au](https://nteconomy.nt.gov.au)