

Construction work done

March quarter 2025 | Economic brief

Construction work done	NT	Aust
Change in the quarter (seasonally adjusted)	↓21.6%	flat
Change in the quarter (trend)	↓5.1%	↑0.7%
Year-ended change (seasonally adjusted)	↑0.1%	↑3.5%
Year-ended change (trend)	↑1.1%	↑3.2%

In the March quarter 2025, trend construction work done in the Territory declined by 5.1% to \$905 million. This was due to a decline of 5.0% in engineering work done to \$624 million and a decline of 5.3% in building work done to \$282 million (Chart 1). Nationally, the trend value of construction work done increased by 0.7%.

The trend value of construction work done in the Territory increased 1.1% over the year to the March quarter 2025, the fourth weakest result of the jurisdictions. Other jurisdictions ranged from a decline of 8.8% in the Australian Capital Territory to an increase of 7.3% in Western Australia (Chart 2). Nationally, the trend value of total construction work done increased by 3.2% over the year.

Engineering work done

The value of engineering work done in the Territory increased by 11.8% compared to March quarter 2024 in trend terms. The Territory experienced a period of very significant engineering construction activity from 2013 to 2018 associated with the globally significant Ichthys LNG project. Given that the Territory is a small open economy, major projects have a very large impact on headline construction indicators.

Building work done

The value of building work done in the Territory declined by 16.5% compared to March quarter 2024 in trend terms.

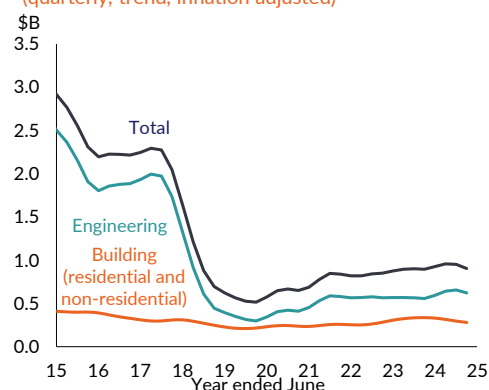
Residential building work done

In original terms, the value of residential building work done declined by 19.0% to \$69 million over the year to the March quarter 2025 (Chart 3). This reflects a decline of 21.4% in new houses and a decline of 19.7% in alterations and additions, partly offset by an increase in new units and townhouses (new other residential).

Non-residential building work done

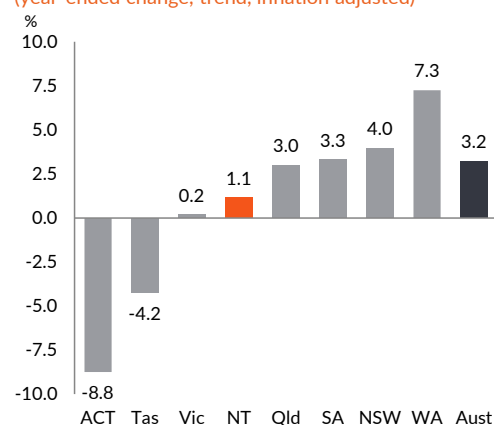
In original terms, the value of non-residential building work done in the Territory declined by 15.0% over the year to the March quarter 2025 to \$170 million. This reflects a decline of 12.9% in public sector work done to \$130 million, and a decline of 21.2% in private sector work done to \$40 million.

Chart 1: Territory construction work done (quarterly, trend, inflation adjusted)



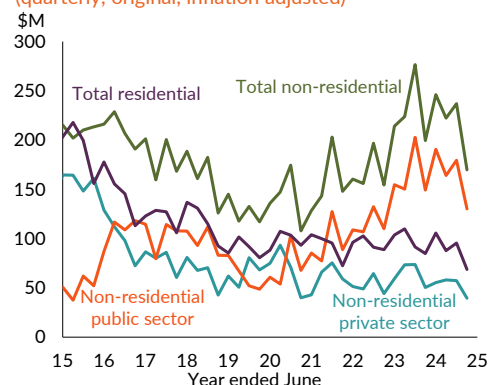
Source: ABS Construction Work Done, Australia, Preliminary; DTF

Chart 2: Construction work done (year-ended change, trend, inflation adjusted)



Source: ABS Construction Work Done, Australia, Preliminary; DTF

Chart 3: Territory building work done (quarterly, original, inflation adjusted)



Source: ABS Construction Work Done, Australia, Preliminary; DTF

Table 1: Construction work done (\$M, chain volume)

	Period				Change		
	Mar qtr 24	Dec qtr 24	Mar qtr 25	Year to date	Quarterly ¹	Year-ended ²	Year-average ³
Northern Territory							
Total construction							
Original	772	1 079	779	3 756	n.p.	1.0%	5.8%
Seasonally adjusted	820	1 046	820	3 754	-21.6%	0.1%	
Trend	895	954	905	3 746	-5.1%	1.1%	
Building							
Original	285	333	239	1 233	n.p.	-16.2%	-5.4%
Residential	85	96	69	358	n.p.	-19.0%	-8.2%
– new houses	49	48	38	188	n.p.	-21.4%	-21.9%
– new other residential	4	9	5	30	n.p.	12.4%	14.6%
– alterations and additions	32	38	26	141	n.p.	-19.7%	13.6%
Non-residential	200	237	170	875	n.p.	-15.0%	-4.3%
– public sector	149	179	130	665	n.p.	-12.9%	1.1%
– private sector	50	57	40	211	n.p.	-21.2%	-18.0%
Seasonally adjusted	333	299	280	1 232	-6.3%	-15.9%	
Trend	337	297	282	1 227	-5.3%	-16.5%	
Engineering							
Original	487	747	540	2 523	n.p.	11.0%	12.3%
Seasonally adjusted	487	747	540	2 523	-27.7%	11.0%	
Trend	558	657	624	2 519	-5.0%	11.8%	
Australia							
Total construction							
Original	66 750	75 698	69 082	294 798	n.p.	3.5%	2.6%
Seasonally adjusted	71 924	74 423	74 430	295 050	0.0%	3.5%	
Trend	72 381	74 226	74 723	295 188	0.7%	3.2%	

1 Compares the latest quarter with the previous quarter.

2 Compares the latest quarter with the same quarter last year.

3 Compares the 4 quarters up to and including the latest quarter with the previous 4 quarter period.

Caution is advised when using original quarterly data for the Territory, which is often derived from small samples and highly volatile.

n.p.: not published

Source: Department of Treasury and Finance, ABS *Construction Work Done, Australia, Preliminary*

Term	Definition
Building	A rigid, fixed and permanent structure which has a roof.
Residential building	Buildings that contain one or more dwellings, intended for the provision of long-term accommodation.
Non-residential building	Building either classified as a commercial building, industrial building and other non-residential building.
Commercial building	Buildings primarily occupied with or engaged in commercial trade or work intended for commercial trade, including buildings used primarily for retail and wholesale trade, office and transport activities.
Industrial building	Buildings used for warehousing, primary production and the production and assembly activities of industrial or manufacturing processes.
Other non-residential building	Non-residential buildings for the provision of education, religious worship or other religious activities, aged and health care, recreation, entertainment, or commercial temporary accommodation.
Engineering construction	Any construction that does not have a roof.

Caution is advised when using data for the Territory, as it is often derived from small samples and can be highly volatile. Although all due care has been exercised in preparing this material, no responsibility is accepted for any errors or omission.

[Construction Work Done, Australia, Preliminary | Australian Bureau of Statistics \(abs.gov.au\)](#)

This release includes preliminary estimates of the value of construction work down. More detailed construction information will be available in the building activity and engineering construction activity releases.

More information

Economic Group | Department of Treasury and Finance

P: 08 8999 6718 | E: economics.dtf@nt.gov.au | W: nteconomy.nt.gov.au