

Average weekly full-time earnings

November 2023 | Economic brief

Average weekly full-time adult earnings (AWFTE) data should be viewed with caution as it can be a volatile measure of wage growth, affected by the overall labour force composition such as:

- occupational distribution within and across industries
- distribution of employment between industries
- proportion of male and female employees.

Average weekly full-time earnings	NT	Aust
AWFTE (Trend)	\$1,950	\$1,954
Six monthly change (Trend)	↑3.0%	↑2.2%
Annual change (Trend)	↑5.3%	↑4.2%
Year-on-year change (original)	↑4.1%	↑4.1%

Biannual result

In the six months to November 2023, the trend AWFTE in the Territory was \$1,950. This was the fourth highest level of the jurisdictions. Nationally, the trend AWFTE was \$1,954 (Chart 1).

The trend AWFTE in the Territory increased by 3.0%, reflecting an increase in male AWFTE of 3.3% to \$2,132 and an increase in female AWFTE of 3.0% to \$1,740.

Nationally, the trend AWFTE increased by 2.2% to \$1,954. This reflected an increase in female AWFTE of 2.7% to \$1,767 and an increase in male AWFTE of 2.0% to \$2,077.

Annual result

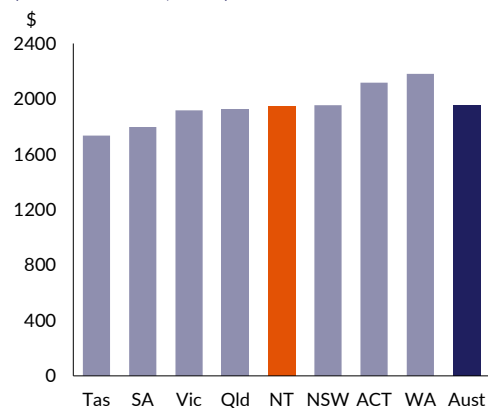
Through the year to November 2023, the trend AWFTE in the Territory increased by 5.3% (Chart 2), the third strongest result of the jurisdictions. AWFTE growth in other jurisdictions ranged from 3.2% in Victoria to 5.7% in Tasmania.

AWFTE in the Territory increased by 6.2% for males and increased by 4.1% for females (Chart 3). Nationally, AWFTE increased by 4.2%, reflecting an increase of 3.7% for males and an increase of 5.2% for females.

Year-on-year result

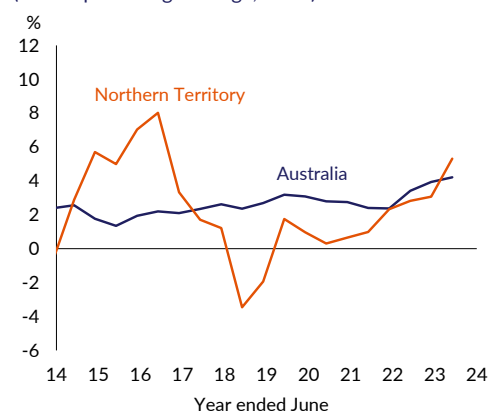
In the year to November 2023, the Territory AWFTE increased by 4.1%. Nationally, AWFTE also increased by 4.1%. AWFTE in the Territory increased by 5.6% for males and increased by 1.9% for females. Nationally, AWFTE increased by 3.7% for males and increased by 5.0% for females.

Chart 1: Average weekly full-time earnings (November 2023, trend)



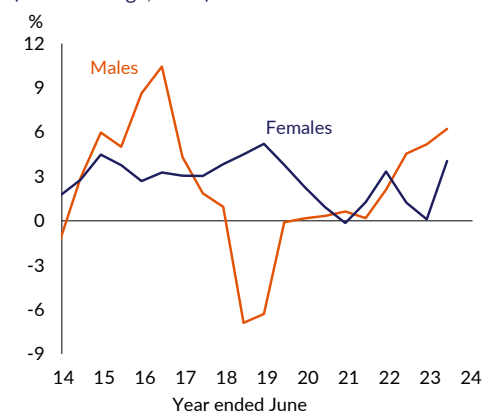
Source: Department of Treasury and Finance, ABS Cat. No. 6302.0

Chart 2: Average weekly full-time earnings (annual percentage change, trend)



Source: Department of Treasury and Finance, ABS Cat. No. 6302.0

Chart 3: Territory average weekly full-time earnings (annual change, trend)



Source: Department of Treasury and Finance, ABS Cat. No. 6302.0

Average weekly full-time earnings

Average weekly full-time earnings

	Period			Change		
	Nov 22	May 23	Nov 23	6 months ¹	Annual ²	Year-on-year ³
Northern Territory						
Value (\$)						
Original	1 844	1 891	1 951	3.2%	5.8%	4.1%
– male	2 004	2 064	2 134	3.4%	6.5%	5.6%
– female	1 662	1 686	1 744	3.4%	4.9%	1.9%
Seasonally adjusted	1 844	1 891	1 951	3.2%	5.8%	
– male	2 004	2 064	2 134	3.4%	6.5%	
– female	1 662	1 686	1 744	3.4%	4.9%	
Trend	1 851	1 892	1 950	3.0%	5.3%	
– male	2 007	2 065	2 132	3.3%	6.2%	
– female	1 672	1 690	1 740	3.0%	4.1%	
Australia						
Value (\$)						
Original	1 879	1 907	1 958	2.7%	4.2%	4.1%
– male	2 005	2 034	2 080	2.3%	3.7%	3.7%
– female	1 683	1 714	1 772	3.4%	5.3%	5.0%
Seasonally adjusted	1 876	1 909	1 955	2.4%	4.2%	
– male	2 004	2 035	2 078	2.1%	3.7%	
– female	1 680	1 717	1 768	3.0%	5.3%	
Trend	1 875	1 911	1 954	2.2%	4.2%	
– male	2 002	2 037	2 077	2.0%	3.7%	
– female	1 679	1 719	1 767	2.7%	5.2%	
Trend data						
Value (\$)						
New South Wales	1 875	1 904	1 955	2.7%	4.3%	
Victoria	1 859	1 895	1 918	1.2%	3.2%	
Queensland	1 835	1 874	1 921	2.5%	4.7%	
Western Australia	2 068	2 123	2 182	2.8%	5.5%	
South Australia	1 723	1 754	1 797	2.5%	4.3%	
Tasmania	1 642	1 678	1 735	3.4%	5.7%	
ACT	2 047	2 074	2 118	2.1%	3.5%	

1 Compares the latest month with the period six months ago.

2 Compares the latest month with the same month last year.

3 Compares the year average with the previous year average.

Source: Department of Treasury and Finance, ABS Cat. No. 6302.0

Caution is advised when using monthly data for the Territory, as it is often derived from small samples and can be highly volatile. Although due care has been exercised in preparing this material, no responsibility is accepted for any errors or omission.

[Average Weekly Earnings, Australia | Australian Bureau of Statistics \(abs.gov.au\)](https://www.abs.gov.au)

More information

Economic Group | Department of Treasury and Finance

P: 08 8999 6718 | E: economics.dtf@nt.gov.au | W: nteconomy.nt.gov.au