

Wage price index

September quarter 2025 | Economic brief

The wage price index (WPI) measures changes in the hourly price of labour. It reflects changes in awards, enterprise agreements, minimum wage, and individual contracts but does not reflect changes in the composition of the workforce or employee characteristics which may impact the quality and quantity of the work performed.

Territory WPI data are only reported in original terms. Data in this briefing is in original terms unless stated otherwise.

Wage price index	NT	Aust
Quarterly change (original)	n.a.	n.a.
Quarterly change (seasonally adjusted)	n.a.	↑0.8%
Year-ended change (original)	↑3.0%	↑3.4%
Year-ended change (seasonally adjusted)	n.a.	↑3.4%

Year-ended result

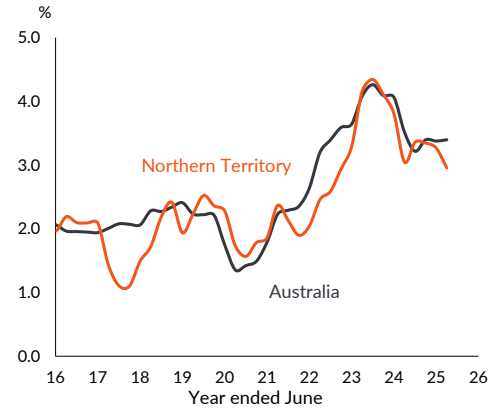
The Territory WPI increased by 3.0% over the year to September quarter 2025 (Chart 1), reflecting an increase of 3.3% in the private sector and an increase of 2.3% in the public sector (Chart 2). This compares to 3.3% growth in the previous quarter.

The Territory reported the weakest growth of the jurisdictions. In other jurisdictions, the change in WPI ranged from 3.1% in Tasmania to 4.0% in Western Australia (Chart 3).

Nationally, the WPI increased by 3.4% over the year to September quarter 2025, with an increase of 3.8% in the public sector and an increase of 3.3% in the private sector.

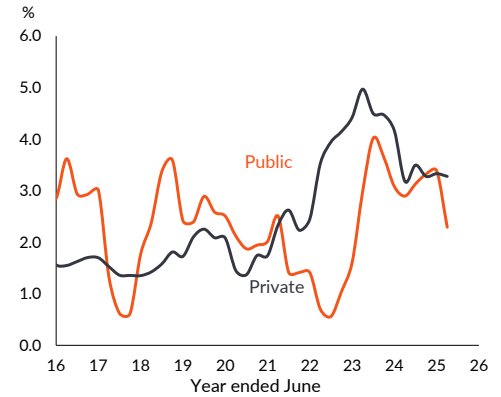
Nationally, the health care and social assistance industry, reported the strongest growth in the private sector, up 4.1%. The industry that experienced the weakest growth in private sector wages in Australia was financial and insurance services, up by 2.5%.

Chart 1: Wage price index (Year-ended percentage change)



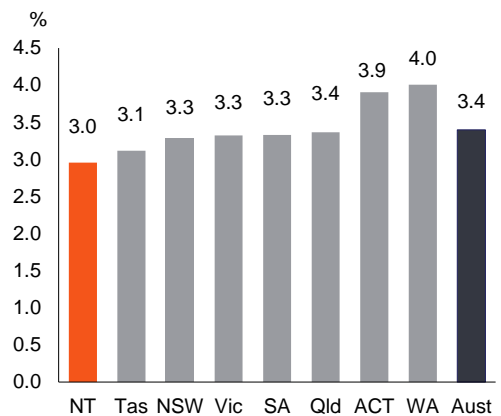
Source: DTF, ABS Wage Price Index

Chart 2: Wage price index, Northern Territory (Year-ended percentage change)



Source: DTF, ABS Wage Price Index

Chart 3: Wage price index by jurisdiction (Year-ended percentage change)



Source: DTF, ABS Wage Price Index

Table 2: Wage price index - Australia industry (hourly rates of pay excluding bonuses, original)

	Period			Change	
	Sep qtr 24	Jun qtr 25	Sep qtr 25	Quarterly ¹	Year-ended ²
Public					
Electricity, gas, water and waste services	162.0	167.8	169.7	n.p.	4.8%
Professional, scientific and technical services	148.1	153.7	154.9	n.p.	4.6%
Public administration and safety	151.9	156.4	158.7	n.p.	4.5%
Education and training	158.2	162.0	163.5	n.p.	3.4%
Health care and social assistance	153.6	157.9	158.7	n.p.	3.3%
Private					
Mining	152.2	156.5	157.7	n.p.	3.6%
Manufacturing	154.2	157.3	159.1	n.p.	3.2%
Electricity, gas, water and waste services	161.3	165.3	167.6	n.p.	3.9%
Construction	152.1	155.3	157.3	n.p.	3.4%
Wholesale trade	151.0	154.5	155.9	n.p.	3.2%
Retail trade	148.8	150.1	153.0	n.p.	2.8%
Accommodation and food services	151.1	152.3	155.5	n.p.	2.9%
Transport, postal and warehousing	152.2	154.6	156.4	n.p.	2.8%
Information media and telecommunications	146.1	149.6	150.7	n.p.	3.1%
Financial and insurance services	153.5	156.7	157.4	n.p.	2.5%
Rental, hiring and real estate services	146.6	148.9	151.4	n.p.	3.3%
Professional, scientific and technical services	151.1	154.2	156.0	n.p.	3.2%
Administrative and support services	147.5	149.2	151.8	n.p.	2.9%
Public administration and safety	155.1	156.3	160.3	n.p.	3.4%
Education and training	158.4	162.3	164.3	n.p.	3.7%
Health care and social assistance	164.2	167.3	171.0	n.p.	4.1%
Arts and recreation services	154.6	156.9	159.2	n.p.	3.0%
Other services	150.8	153.2	155.8	n.p.	3.3%

¹ Compares the latest quarter with the previous quarter.

² Compares the latest quarter with the same quarter last year.

n.p.: not published

Caution is advised when using quarterly data for the Territory, which is often derived from small samples and highly volatile.

Source: Department of Treasury and Finance, *ABS Wage Price Index*

Term	Definition
Wage price index	The wage price index measures changes in the price of labour, unaffected by compositional shifts in the labour force, hours worked or employee characteristics

Although due care has been exercised in preparing this material, no responsibility is accepted for any errors or omission.

[Wage Price Index, Australia | Australian Bureau of Statistics \(abs.gov.au\)](https://abs.gov.au)

More information

Economic Group | Department of Treasury and Finance

P: 08 8999 6718 | E: economics.dtf@nt.gov.au | W: nteconomy.nt.gov.au