

# Population

December quarter 2023 | Economic brief

## Estimated resident population

	NT	Aust
Annual change	↑0.9%	↑2.5%
Estimated resident population	253 634	27.0M

The Territory's estimated resident population decreased by 67 persons to 253,634 in the December quarter 2023. The result is impacted by the upward revision of the September quarter 2023 population by 1,232 persons.

Net interstate migration (-1,189 persons) detracted from population growth while net overseas migration (+757 persons) and natural increase (+365 persons) contributed to population growth. Nationally, population increased by 0.5%.

In annual terms, the Territory's population increased by 0.9%, while nationally, population increased by 2.5% (Chart 1). Annual population change in other jurisdictions ranged from an increase of 0.4% in Tasmania to an increase of 3.3% in Western Australia (Chart 2).

## Natural increase

In the December quarter 2023, the Territory recorded a natural increase of 365 persons, comprising 733 births and 368 deaths. In 2023, natural increase contributed 2,071 persons to the Territory's population, a decrease of 5.1% compared to the previous year.

## Net interstate migration

In the December quarter 2023, net interstate migration detracted 1,189 persons from the population, a worsening on the net loss of 838 persons in the December quarter 2022. There were 4,879 departures from, and 3,690 arrivals to, the Territory in the quarter.

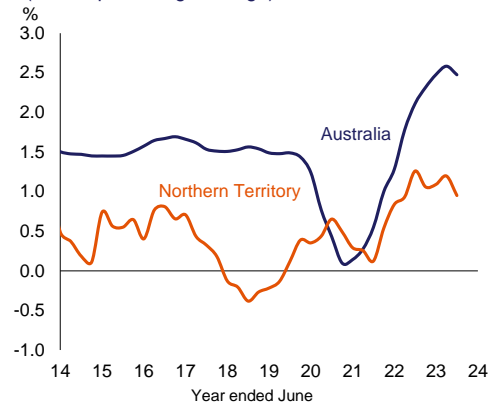
In the year to December 2023, net interstate migration detracted 3,957 persons from the population, a worsening of 86.3% on the net loss of 2,124 persons in the previous year.

## Net overseas migration

In the December quarter 2023, net overseas migration contributed 757 persons to the population. Nationally, net overseas migration contributed 107,261 persons.

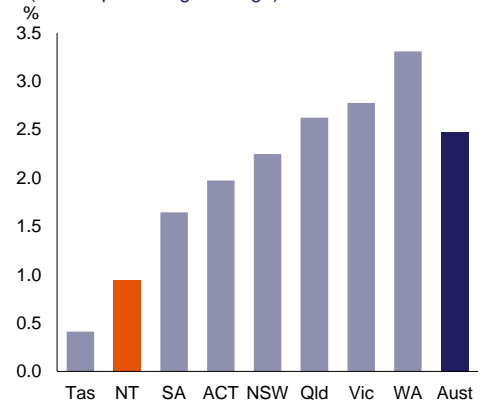
In the year to December 2023, net overseas migration in the Territory contributed 4,272 persons to the population, an improvement compared to the net gain of 3,064 persons in the previous year (Chart 3). Nationally, net overseas migration contributed 547,267 persons.

Chart 1: Population growth (annual percentage change)



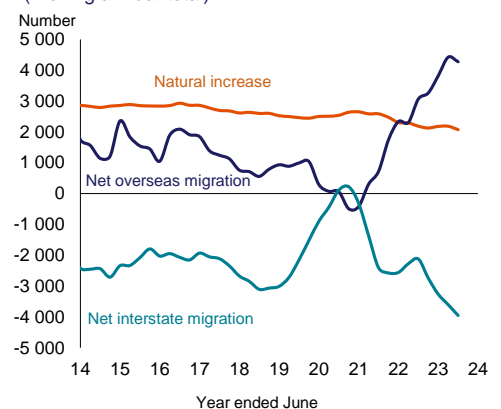
Source: Department of Treasury and Finance. ABS Cat. No. 3101.0

Chart 2: Population growth (annual percentage change)



Source: Department of Treasury and Finance. ABS Cat. No. 3101.0

Chart 3: Territory population components (moving annual total)



Source: Department of Treasury and Finance. ABS Cat. No. 3101.0

Table 1: Estimated resident population and components

	Period				Change		
	Dec qtr 2022	Sep qtr 2023	Dec qtr 2023	Year to date	Quarterly <sup>1</sup>	Annual <sup>2</sup>	Year-on-year <sup>3</sup>
<b>Northern Territory</b>							
<b>Original</b>							
Population growth	544	746	- 67	2 386			
Natural increase	476	529	365	2 071	-31.0%	-23.3%	-5.1%
– births	842	828	733	3 324	-11.5%	-12.9%	-6.4%
– deaths	366	299	368	885	23.1%	0.5%	-35.3%
Net interstate migration	- 838	- 868	- 1 189	- 3 957	-37.0%	-41.9%	-86.3%
– arrivals	4 296	3 098	3 690	13 736	19.1%	-14.1%	-6.1%
– departures	5 134	3 966	4 879	17 693	23.0%	-5.0%	5.6%
Net overseas migration	906	1 085	757	4 272	-30.2%	-16.4%	39.4%
– arrivals	1 413	1 595	1 245	6 105	-21.9%	-11.9%	-2.6%
– departures	507	510	488	1 833	-4.3%	-3.7%	-42.8%
Total population	251 248	253 701	253 634	n/a	0.0%	0.9%	n/a
<b>Australia</b>							
<b>Original</b>							
Population growth	153 813	178 484	129 357	651 214			
Natural increase	29 174	27 435	22 096	103 947	-19.5%	-24.3%	-6.4%
– births	74 235	74 659	66 334	287 061	-11.2%	-10.6%	-5.3%
– deaths	45 061	47 224	44 238	183 114	-6.3%	-1.8%	-4.6%
Net migration	124 639	151 049	107 261	547 267	-29.0%	-13.9%	26.3%
Total population	26 315 575	26 837 432	26 966 789	n/a	0.5%	2.5%	n/a

n/a: not applicable

1 Compares the latest quarter with the previous quarter.

2 Compares the latest quarter with the same quarter last year.

3 Compares the 4 quarters up to and including the latest quarter with the previous 4 quarter period.

Source: Department of Treasury and Finance; ABS Cat. No. 3101.0

Caution is advised when using data for the Territory, as it is often derived from small samples and can be highly volatile. Although due care has been exercised in preparing this material, no responsibility is accepted for any errors or omission.

[National, state and territory population | Australian Bureau of Statistics \(abs.gov.au\)](https://abs.gov.au)

## More information

Economic Group | Department of Treasury and Finance

P: 08 8999 6718 | E: [economics.dtf@nt.gov.au](mailto:economics.dtf@nt.gov.au) | W: [nteconomy.nt.gov.au](https://nteconomy.nt.gov.au)