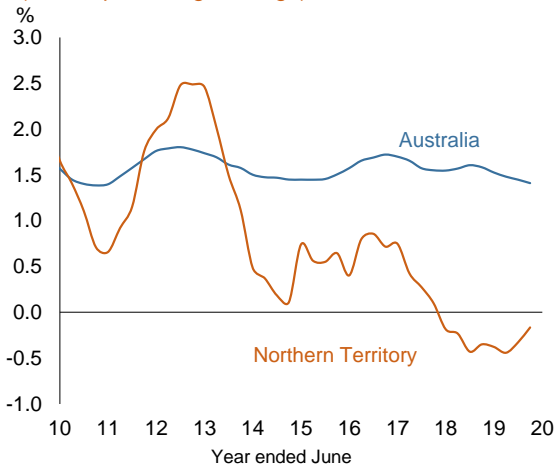


Population

March quarter 2020

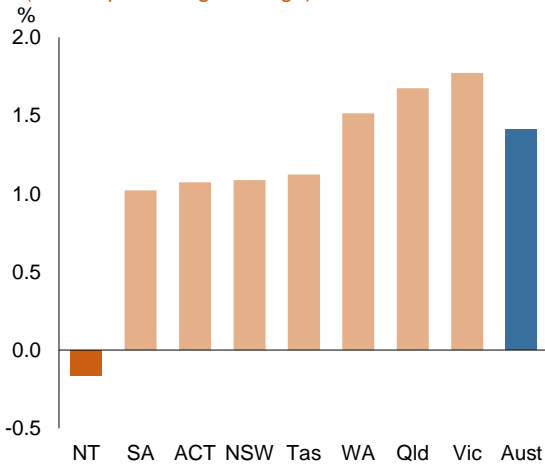
Released: 24 September 2020 | Next release: 17 December 2020

Chart 1: Population growth (annual percentage change)



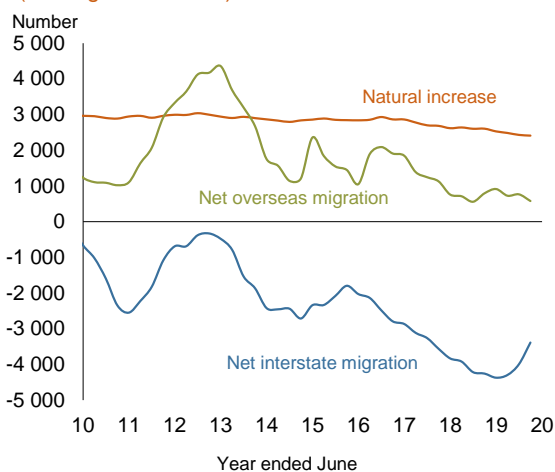
Source: Department of Treasury and Finance, ABS Cat. No. 3101.0

Chart 2: Population growth (annual percentage change)



Source: Department of Treasury and Finance, ABS Cat. No. 3101.0

Chart 3: Territory population components (moving annual total)



Source: Department of Treasury and Finance, ABS Cat. No. 3101.0

Estimated resident population

	NT	Aust
Annual change	↓0.2%	↑1.4%
Estimated resident population	245 353	25.6M

The Territory's estimated resident population (ERP) returned to positive growth in March quarter 2020, up by 0.1 per cent (+364 persons). Natural increase (+653 persons) and net overseas migration (+366 persons) contributed to growth, while net interstate migration (-655 persons) detracted from growth in the quarter. Nationally, ERP increased by 0.4 per cent in the quarter.

In annual terms, the Territory population declined by 0.2 per cent, while nationally, the population increased by 1.4 per cent (Chart 1). In other jurisdictions, annual population growth ranged from 1.0 per cent in South Australia to 1.8 per cent in Victoria (Chart 2).

Net interstate migration

Net interstate migration in the Territory is highly volatile, reflecting the relatively young and transient nature of the Territory's population.

In the March quarter 2020, net interstate migration detracted 655 persons from the population, with 3378 arrivals offset by 4033 departures. The Territory recorded a net loss of 3387 persons to other jurisdictions in the year to March 2020, though this is a 20.4 per cent improvement from the previous year.

Net overseas migration

In the March quarter 2020, the Territory recorded positive net overseas migration of 366 persons. Nationally, net overseas migration contributed 78 503 persons over the same period. The Australian Government closed its borders from 20 March 2020, which have had a small impact in the reported figures.

In the year to March 2020, net overseas migration in the Territory was 576, down from 792 in 2019 (Chart 3). Nationally, net overseas migration decreased by 12.0 per cent to 220 510.

Natural increase

In the March quarter 2020, the Territory recorded a positive natural increase of 653 persons, comprising 969 births and 316 deaths. Natural increase contributed 2404 persons to the Territory's population in the year to March 2020, down by 7.5 per cent from the previous year, reflecting a decline in the number of births and a slight increase in the number of deaths over the year.

Population March quarter 2020

Table 1: Estimated resident population and components

	Period				Change		
	Mar qtr 2019	Dec qtr 2019	Mar qtr 2020	Year to date	Quarterly ¹	Annual ²	Year-on-year ³
Northern Territory							
Original							
Population growth	- 36	- 908	364	- 407			
Natural increase	673	529	653	2 404	23.4%	-3.0%	-7.5%
– births	958	816	969	3 531	18.8%	1.1%	-2.8%
– deaths	285	287	316	1 127	10.1%	10.9%	0.2%
Net migration							
– overseas	553	- 324	366	576	213.0%	33.8%	-27.3%
– interstate	- 1 262	- 1 113	- 655	- 3 387	41.2%	48.1%	20.4%
Total population	245 760	244 989	245 353	n.a.	0.1%	-0.2%	-0.3%
Australia							
Original							
Population growth	121 676	74 609	113 912	357 018			
Natural increase	38 122	34 291	35 409	136 508	3.3%	-7.1%	-5.0%
– births	76 488	75 257	75 274	305 007	0.0%	-1.6%	0.4%
– deaths	38 366	40 966	39 865	168 499	-2.7%	3.9%	6.2%
Net migration	83 554	40 318	78 503	220 510	94.7%	-6.0%	-12.0%
Total population	25 292 967	25 536 073	25 649 985	n.a.	0.4%	1.4%	1.5%

n.a. not applicable

1 Compares the latest quarter with the previous quarter.

2 Compares the latest quarter with the same quarter last year.

3 Compares the 4 quarters up to and including the latest quarter with the previous 4 quarter period.

Source: Department of Treasury and Finance; ABS Cat. No. 3101.0

Caution is advised when using data for the Territory, which is often highly volatile.

Although all due care has been exercised in the preparation of this material, no responsibility is accepted for any errors or omission.

More information:

Economic Group | Department of Treasury and Finance

P: 08 8999 6801 | E: economics.dtf@nt.gov.au | W: <https://nteconomy.nt.gov.au/>