

# Population

June quarter 2025 | Economic brief

## Estimated resident population

	NT	Aust
Year-ended change	↑1.4%	↑1.5%
Estimated resident population	264 411	27.6M

The Territory's estimated resident population increased by 0.3% (693 persons) to 264,411 in the June quarter 2025, to be 1.4% higher over the year (Chart 1).

Net interstate migration (-586 persons) detracted from growth while net overseas migration (+793 persons) and natural increase (+486 persons) contributed to population growth in the June quarter 2025.

Nationally, population increased by 0.3% in the June quarter 2025, to be 1.5% higher over the year.

Population changes over the year ranged from an increase of 0.2% in Tasmania to an increase of 2.2% in Western Australia (Chart 2).

## Natural increase

The Territory recorded a natural increase of 486 persons, comprising 910 births and 424 deaths in the June quarter 2025. Natural increase contributed 2,024 persons to the Territory population over the year to the June quarter 2025 (Chart 3).

## Net interstate migration

The Australian Bureau of Statistics has updated its methodology for estimating interstate migration, with revisions made to interstate migration estimates from September quarter 2021 onwards. The revisions have resulted in an overall improvement to the Territory's net interstate migration outcomes since September quarter 2021.

Net interstate migration detracted 586 persons from the Territory population in the June quarter 2025, a deterioration from the net loss of 356 persons in the June quarter 2024. There were 3,680 departures from, and 3,094 arrivals to the Territory in the June quarter 2025.

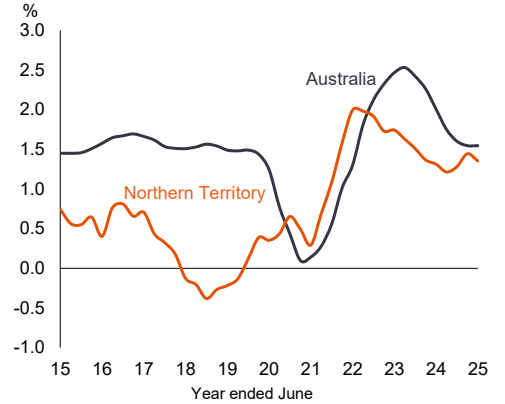
Net interstate migration detracted 2,105 persons from the Territory population over the year to the June quarter 2025.

## Net overseas migration

Net overseas migration contributed 793 persons to the Territory population in the June quarter 2025 and 3,608 persons over the year (Chart 3).

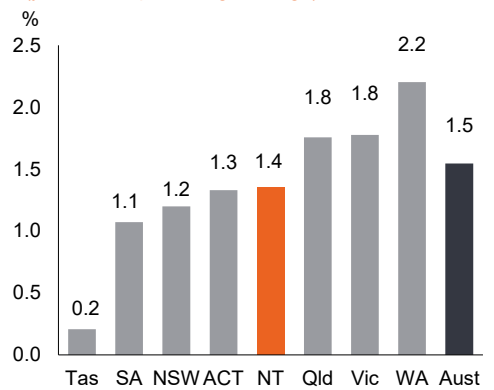
Nationally, net overseas migration contributed 50,120 persons to the population in the June quarter 2025, and 305,569 over the year.

Chart 1: Population growth (year-ended percentage change)



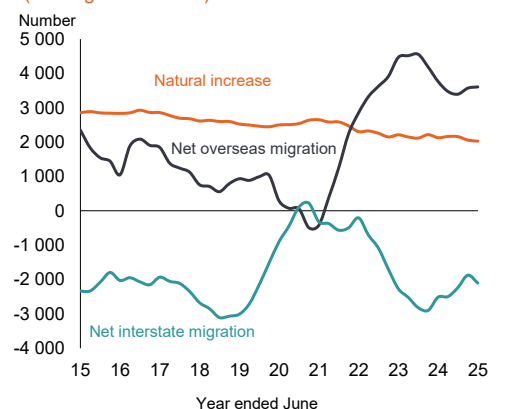
Source: ABS, National, states and territory population

Chart 2: Population growth (year-ended percentage change)



Source: ABS, National, state and territory population

Chart 3: Territory population components (moving annual total)



Source: ABS, National, state and territory population

Table 1: Estimated resident population and components

	Period				Change		
	Jun qtr 2024	Mar qtr 2025	Jun qtr 2025	Year to date	Quarterly <sup>1</sup>	Year-ended <sup>2</sup>	Year-average <sup>3</sup>
<b>Northern Territory</b>							
<b>Original</b>							
Population growth	917	1 257	693	3 527			
Natural increase	516	531	486	2 024	-8.5%	-5.8%	-4.8%
– births	864	859	910	3 431	5.9%	5.3%	0.0%
– deaths	348	328	424	1 407	29.3%	21.8%	7.7%
Net interstate migration	- 356	- 408	- 586	- 2 105	-43.6%	-64.6%	16.3%
– arrivals	3 582	3 617	3 094	13 955	-14.5%	-13.6%	-6.2%
– departures	3 938	4 025	3 680	16 060	-8.6%	-6.6%	-7.7%
Net overseas migration	757	1 134	793	3 608	-30.1%	4.8%	-4.2%
– arrivals	1 223	1 528	1 241	5 583	-18.8%	1.5%	-1.9%
– departures	466	394	448	1 975	13.7%	-3.9%	2.5%
Total population	260 884	263 718	264 411	n/a	0.3%	1.4%	n/a
<b>Australia</b>							
<b>Original</b>							
Population growth	80 769	144 216	82 189	420 125			
Natural increase	24 946	34 176	32 069	114 556	-6.2%	28.6%	8.9%
– births	73 183	78 299	77 607	300 277	-0.9%	6.0%	3.4%
– deaths	48 237	44 123	45 538	185 721	3.2%	-5.6%	0.3%
Net migration	55 823	110 040	50 120	305 569	-54.5%	-10.2%	-28.8%
Total population	27 194 286	27 532 222	27 614 411	n/a	0.3%	1.5%	n/a

n/a: not applicable

1 Compares the latest quarter with the previous quarter.

2 Compares the latest quarter with the same quarter last year.

3 Compares the 4 quarters up to and including the latest quarter with the previous 4 quarter period.

Source: Department of Treasury and Finance; ABS, National, state and territory population

Caution is advised when using data for the Territory, as it is often derived from small samples and can be highly volatile. Although due care has been exercised in preparing this material, no responsibility is accepted for any errors or omission.

[National, state and territory population | Australian Bureau of Statistics \(abs.gov.au\)](https://abs.gov.au)

## More information

Economic Group | Department of Treasury and Finance

P: 08 8999 6718 | E: [economics.dtf@nt.gov.au](mailto:economics.dtf@nt.gov.au) | W: [nteconomy.nt.gov.au](https://nteconomy.nt.gov.au)