

Fuel prices

July 2025 | Economic brief

The following information is sourced from the Australian Institute of Petroleum (AIP) and the Australian Competition and Consumer Commission (ACCC).

The reported monthly average price for July 2025 is calculated as the average price in cents per litre (cpl) for the four weeks ending 03 August 2025 unless otherwise stated.

Gross indicative retail differences (GIRDs) are the average retail price less the published terminal gate prices (TGP) and are used as an indication of gross retail margins.

Unleaded (ULP)

| | Average retail ULP price, cpl | Monthly change, cpl | Year-ended change, cpl |
|---|-------------------------------|---------------------|------------------------|
| Darwin | 180.0 | ↑0.9 | ↓3.7 |
| Alice Springs | 241.7 | ↑0.9 | ↓11.2 |
| Katherine | 203.4 | ↓1.3 | ↓8.1 |
| Tennant Creek | 220.2 | ↑0.5 | ↓10.3 |
| Northern Territory average ¹ | 194.1 | ↑0.8 | ↓5.5 |
| Australia average ¹ | 176.6 | ↓2.5 | ↓15.4 |

¹ weighted average

The average retail price of ULP in the Territory was 194.1 cpl, 0.8 cpl higher than the previous month however 5.5 cpl lower over the year (Chart 1). Nationally, the average retail price of ULP was 176.6 cpl, 2.5 cpl lower than the previous month and 15.4 cpl lower over the year.

In Darwin, the average ULP price was 180.0 cpl, 0.9 cpl higher than the previous month however 3.7 cpl lower over the year. This was the third highest retail price of the capital cities, which ranged from 169.5 cpl in Adelaide to 185.4 cpl in Canberra (Chart 2).

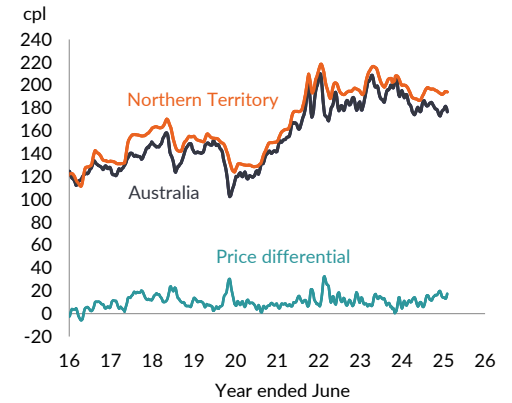
The average TGP for ULP in Darwin was 163.9 cpl, 3.0 cpl lower than the previous month and 13.6 cpl lower over the year. The average TGP nationally was 160.0 cpl, 2.7 cpl lower than the previous month and 13.7 cpl lower over the year.

The monthly average GIRD for ULP in Darwin increased by 3.9 cpl to 16.1 cpl (Chart 3). This was the third highest GIRD of the capital cities, which ranged from 9.6 cpl in Adelaide to 23.5 cpl in Brisbane. The national average GIRD for ULP increased by 0.2 cpl to 16.6 cpl in the month.

ACCC fuel price monitoring

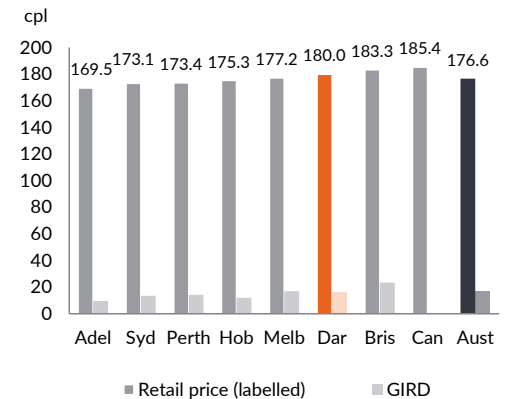
The ACCC released its Report on the Australian Petroleum Market for the March quarter 2025 on 3 June 2025. The Report can be accessed [here](#). The Report shows that the Darwin average ULP price was 181.4 cpl, 0.8 cpl lower than the average of the five largest capital cities (Sydney, Melbourne, Brisbane, Adelaide and Perth).

Chart 1: Retail unleaded petrol price (monthly average)



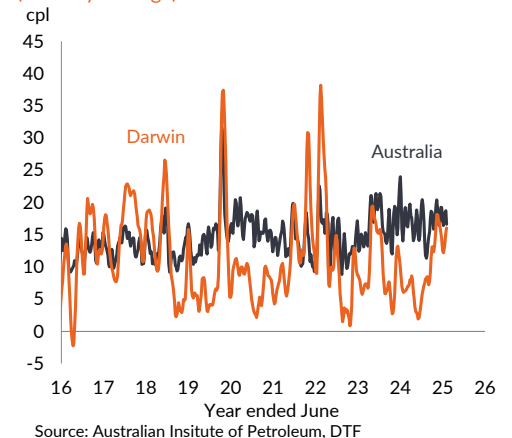
Source: Australian Institute of Petroleum, DTF

Chart 2: Retail ULP price and gross indicative retail difference (monthly average)



*No fuel import terminal in Canberra
Source: Australian Institute of Petroleum, DTF

Chart 3: ULP gross indicative retail difference (monthly average)



Source: Australian Institute of Petroleum, DTF

Diesel

The monthly average retail price of diesel across the Territory was 206.7 cpl. This was an increase of 1.4 cpl from the previous month however 5.1 cpl lower over the year (Chart 4). The monthly average retail diesel price across Australia was 183.8 cpl, an increase of 1.8 cpl from the previous month however 9.9 cpl lower over the year.

| | Average retail diesel price, cpl | Monthly change, cpl | Year-ended change, cpl |
|---|----------------------------------|---------------------|------------------------|
| Darwin | 184.8 | ↑1.5 | ↓2.8 |
| Regional average ¹ | 240.5 | ↑1.2 | ↓8.5 |
| Northern Territory average ¹ | 206.7 | ↑1.4 | ↓5.1 |
| Australia average ¹ | 183.8 | ↑1.8 | ↓9.9 |

1 weighted average

Darwin recorded a monthly average retail diesel price of 184.8 cpl, 1.5 cpl higher than the previous month however 2.8 cpl lower over the year. Darwin had the second highest retail price of the capital cities, which ranged from 176.3 cpl in Adelaide to 191.2 cpl in Canberra (Chart 5).

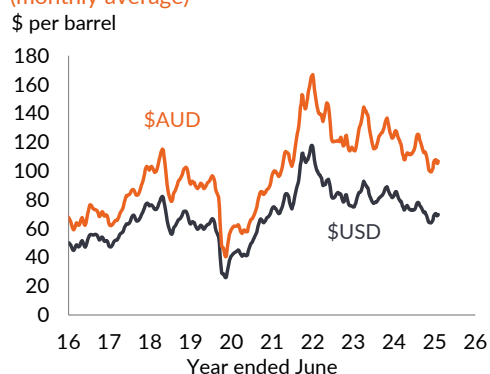
The TGP for diesel in Darwin was 173.6 cpl, 3.0 cpl higher than last month however 6.3 cpl lower over the year. Darwin's average GIRD for diesel declined by 1.5 cpl to 11.2 cpl (Chart 6). This was the fourth highest of the capital cities, which ranged from 7.1 cpl in Adelaide to 14.6 cpl in Brisbane.

Brent crude oil

The monthly average spot price of Brent crude oil in July 2025 was \$106.86 per barrel in Australian dollar terms (Chart 7). This was a decline of 0.9% in the month and a decline of 13.9% over the year.

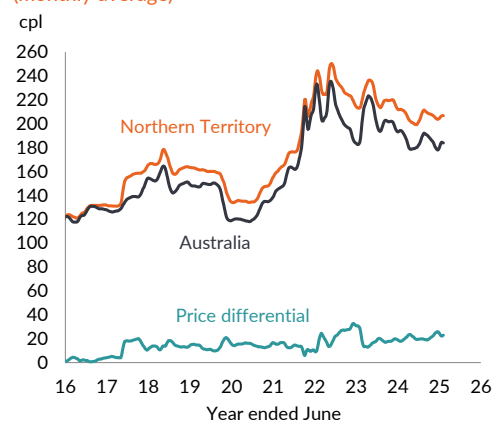
| | Average spot price (per barrel) | Monthly change (%) | Year-ended change (%) |
|------------------|---------------------------------|--------------------|-----------------------|
| Brent crude \$US | 69.80 | ↓0.6 | ↓15.5 |
| Brent crude \$AU | 106.86 | ↓0.9 | ↓13.9 |

Chart 7: Brent crude oil prices (monthly average)



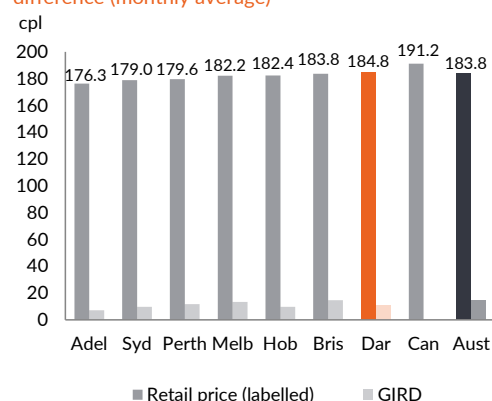
Source: Reserve Bank of Australia, Investing.com AU, DTF

Chart 4: Retail diesel price (monthly average)



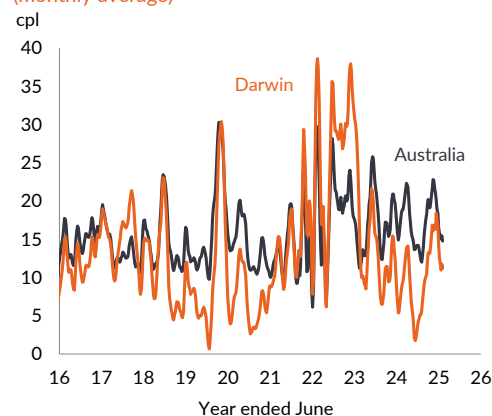
Source: Australian Institute of Petroleum, DTF

Chart 5: Diesel price and gross indicative retail difference (monthly average)



*No fuel import terminal in Canberra
Source: Australian Institute of Petroleum, DTF

Chart 6: Diesel gross indicative retail difference (monthly average)



Source: Australian Institute of Petroleum, DTF

Table 1: Monthly average fuel prices

| | Monthly average | | | Change (cpl) | |
|--|-----------------|--------|--------|----------------------|-------------------------|
| | Jul 24 | Jun 25 | Jul 25 | Monthly ¹ | Year-ended ² |
| Unleaded petrol | | | | | |
| Retail price | | | | | |
| Northern Territory | 199.6 | 193.3 | 194.1 | 0.8 | -5.5 |
| - Darwin | 183.7 | 179.1 | 180.0 | 0.9 | -3.7 |
| - Alice Springs | 252.9 | 240.8 | 241.7 | 0.9 | -11.2 |
| - Katherine | 211.5 | 204.7 | 203.4 | -1.3 | -8.1 |
| - Tennant Creek | 230.5 | 219.7 | 220.2 | 0.5 | -10.3 |
| Australia | 192.0 | 179.1 | 176.6 | -2.5 | -15.4 |
| Terminal gate price³ | | | | | |
| Darwin | 177.5 | 166.9 | 163.9 | -3.0 | -13.6 |
| Australia | 173.7 | 162.7 | 160.0 | -2.7 | -13.7 |
| Gross indicative retail difference (GIRD)⁴ | | | | | |
| Darwin | 6.2 | 12.2 | 16.1 | 3.9 | 9.9 |
| Australia | 18.3 | 16.4 | 16.6 | 0.2 | -1.7 |
| Retail price differential from Australia | | | | | |
| Northern Territory | 7.6 | 14.2 | 17.5 | 3.3 | 9.9 |
| - Darwin | -8.3 | 0.0 | 3.4 | 3.4 | 11.7 |
| Diesel | | | | | |
| Retail price | | | | | |
| Northern Territory | 211.8 | 205.3 | 206.7 | 1.4 | -5.1 |
| - Darwin | 187.6 | 183.3 | 184.8 | 1.5 | -2.8 |
| - Regional average* | 249.0 | 239.3 | 240.5 | 1.2 | -8.5 |
| Australia | 193.7 | 182.0 | 183.8 | 1.8 | -9.9 |
| Terminal gate price³ | | | | | |
| Darwin | 179.9 | 170.6 | 173.6 | 3.0 | -6.3 |
| Australia | 175.9 | 166.1 | 169.0 | 2.9 | -6.9 |
| Gross indicative retail difference (GIRD)⁴ | | | | | |
| Darwin | 7.8 | 12.7 | 11.2 | -1.5 | 3.4 |
| Australia | 17.7 | 15.8 | 14.8 | -1.0 | -2.9 |
| Retail price differential from Australia | | | | | |
| Northern Territory | 18.1 | 23.3 | 22.9 | -0.4 | 4.8 |
| - Darwin | -6.1 | 1.3 | 1.0 | -0.3 | 7.1 |

Table 2 - Monthly average crude oil prices

| | Monthly average | | | Change (%) | |
|-------------------------------------|-----------------|--------|--------|----------------------|-------------------------|
| | Jul 24 | Jun 25 | Jul 25 | Monthly ¹ | Year-ended ² |
| Brent spot price in \$US per barrel | 82.57 | 70.26 | 69.80 | -0.6 | -15.5 |
| Brent spot price in \$AU per barrel | 124.05 | 107.83 | 106.86 | -0.9 | -13.9 |

1 Compares the average of the last four weeks with the average of the corresponding four weeks of the previous month.

2 Compares the average of the last four weeks with the average of the corresponding four weeks of the previous year.

3 Terminal gate prices (TGPs) are the published daily spot prices at which fuel can be purchased from the fuel import or refinery terminal and provide an indication of the actual wholesale price of fuel. The largest component of the TGP is the price of crude oil, followed by the Commonwealth Government's fuel excise and goods and services tax.

4 Gross indicative retail differences (GIRD) are equal to the monthly average retail price less the monthly average TGP and are used as a broad indication of gross retail fuel margins.

* AIP does not report on diesel prices for Alice Springs, Katherine and Tennant Creek.

Source: Department of Treasury and Finance, Australian Institute of Petroleum, Reserve Bank of Australia, Investing.com AU

| Term | Definition |
|---|---|
| Gross Indicative Retail Differences (GIRDs) | Gross indicative retail differences are the average retail price less the published terminal gate prices and are used as an indication of gross retail margins. |
| Terminal Gate Price (TGP) | Terminal gate price is the wholesale price for the bulk supply of a petroleum product. |

Caution is advised when using monthly data for the Territory, as it is often derived from small samples and can be highly volatile. Although due care has been exercised in preparing this material, no responsibility is accepted for any errors or omission.

More information

Economic Group | Department of Treasury and Finance
P: 08 8999 6718 | E: economics.dtf@nt.gov.au | W: nteconomy.nt.gov.au