

# Labour force

October 2024 | Economic brief

## Seasonally adjusted

	NT	Aust
Employed persons	138 709	14 537 523
- Monthly change	↑0.2%	↑0.1%
- Year-ended change	↑1.7%	↑2.7%
- Year-average change	↑2.0%	↑2.7%
Unemployment rate	4.6%	4.1%
Participation rate	72.6%	67.1%

In October 2024, employment in the Territory increased by 0.2% to 138,709 persons. Part-time employment increased by 1.1% partly offset by full-time employment which declined by 0.1%. Nationally, employment increased by 0.1%, with part-time employment and full-time employment both increasing by 0.1%. Over the year to October 2024, employment increased by 1.7% in the Territory (Chart 1).

In October 2024, the Territory's unemployment rate increased by 0.3 percentage points (ppt) to 4.6% (Chart 2). Nationally, the monthly unemployment was flat at 4.1%. The participation rate in the Territory increased by 0.3 ppt to 72.6%. This is the highest rate of the jurisdictions, and well above the national rate of 67.1%.

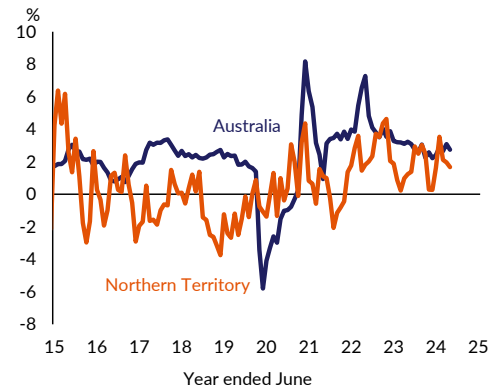
## Trend

	NT	Aust
Employed persons	138 774	14 541 167
- Monthly change	↓0.1%	↑0.3%
- Annual change	↑1.6%	↑2.9%
Unemployment rate	4.5%	4.1%
Participation rate	72.6%	67.2%

In October 2024, employment in the Territory declined by 0.1% to 138,774 persons. Part-time employment increased by 1.0% partly offset by full-time employment which declined by 0.4%. Over the year to October 2024, employment increased by 1.6% in the Territory (Chart 3).

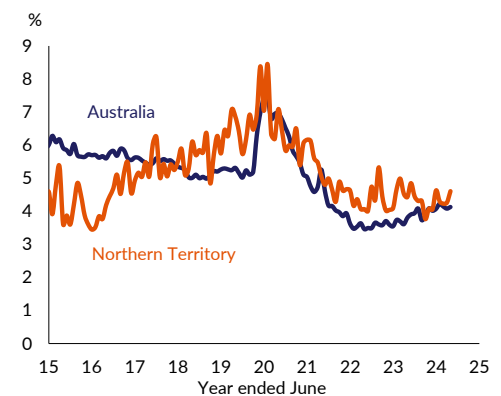
In October 2024, the Territory's unemployment rate increased by 0.1 ppt to 4.5%. The participation rate in the Territory was flat at 72.6%.

Chart 1: Employment change (year-ended change, seasonally adjusted)



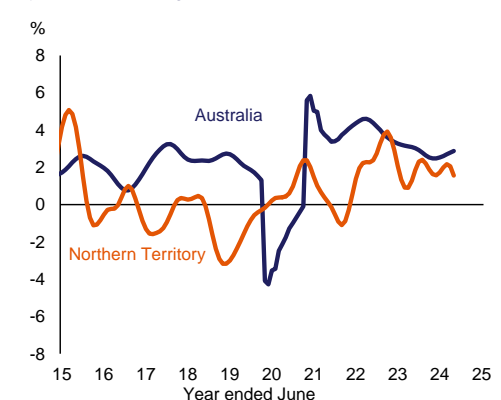
Source: Department of Treasury and Finance, ABS Cat No. 6202.0

Chart 2: Unemployment rate (monthly, seasonally adjusted)



Source: Department of Treasury and Finance, ABS Cat No. 6202.0

Chart 3: Employment change (year-ended change, trend)



Source: Department of Treasury and Finance, ABS Cat No. 6202.0

Table 1: Labour force statistics\*

	Period			Monthly change <sup>1</sup>		Year-ended change <sup>2</sup>	
	Oct 23	Sep 24	Oct 24	%	%	No.	
<b>Northern Territory</b>							
Seasonally adjusted							
Employment	136 430	138 434	138 709	0.2%	1.7%	2 279	
– full-time	109 375	108 610	108 554	-0.1%	-0.8%	- 821	
– part-time	27 055	29 824	30 155	1.1%	11.5%	3 100	
Unemployment rate	4.4%	4.3%	4.6%	0.3 ppt	0.2 ppt		
– Unemployed	6 325	6 157	6 699	8.8%	5.9%	374	
Participation rate	72.1%	72.3%	72.6%	0.3 ppt	0.5 ppt		
Labour force	142 755	144 592	145 408	0.6%	1.9%	2 653	
Trend							
Employment	136 636	138 898	138 774	-0.1%	1.6%	2 138	
– full-time	109 866	109 443	109 031	-0.4%	-0.8%	- 836	
– part-time	26 769	29 455	29 744	1.0%	11.1%	2 974	
Unemployment rate	4.5%	4.4%	4.5%	0.1 ppt	0.0 ppt		
– Unemployed	6 440	6 350	6 484	2.1%	0.7%	44	
Participation rate	72.3%	72.6%	72.6%	0.0 ppt	0.3 ppt		
Labour force	143 076	145 248	145 258	0.0%	1.5%	2 183	
<b>Australia</b>							
Seasonally adjusted							
Employment	14 150 392	14 521 609	14 537 523	0.1%	2.7%	387 131	
– full-time	9 800 621	10 028 010	10 037 733	0.1%	2.4%	237 112	
– part-time	4 349 772	4 493 600	4 499 790	0.1%	3.4%	150 019	
Unemployment rate	3.8%	4.1%	4.1%	0.0 ppt	0.3 ppt		
– Unemployed	559 252	617 470	625 765	1.3%	11.9%	66 513	
Participation rate	66.8%	67.2%	67.1%	- 0.1 ppt	0.3 ppt		
Labour force	14 709 645	15 139 080	15 163 288	0.2%	3.1%	453 644	
Trend							
Employment	14 134 158	14 504 376	14 541 167	0.3%	2.9%	407 009	
– full-time	9 800 684	10 019 518	10 040 972	0.2%	2.5%	240 288	
– part-time	4 333 474	4 484 858	4 500 195	0.3%	3.8%	166 721	
Unemployment rate	3.8%	4.1%	4.1%	0.0 ppt	0.3 ppt		
– Unemployed	558 796	622 642	623 487	0.1%	11.6%	64 691	
Participation rate	66.7%	67.1%	67.2%	0.1 ppt	0.5 ppt		
Labour force	14 692 954	15 127 018	15 164 654	0.2%	3.2%	471 700	

ppt.: percentage point

1 Compares the latest month with the previous month.

2 Compares the latest month with the same month in the previous year.

\* Due to rounding, changes in the table may not reflect the actual change.

Source: Department of Treasury and Finance; ABS Cat. No. 6202.0

Term	Definition
Employment	Work for one hour or more for pay, profit, commission or payment in kind, in a job or business or on a farm (comprising employees, employers and own account workers)
Employed full-time	Employed people who usually work 35 hours or more a week (in all jobs) and those who usually work less but worked 35 hours or more during the reference week.
Employed part-time	Employed people who usually worked less than 35 hours a week (in all jobs) or were not at work in the reference week.
Unemployed	People aged 15 years and over who were not employed during the reference week and had actively looked for full time or part time work.
Unemployment rate	For any group, the number of unemployed people expressed as a percentage of the labour force in the same group.
Participation rate	For any group, the labour force expressed as a percentage of the civilian population aged 15 years and over in the same group.
Labour force	For any group, people who were employed or unemployed, as defined.
Year-ended change	Compares the latest quarter with the same quarter last year
Year-average change	Compares the 12 months up to and including the latest quarter with the previous 12 month period
Seasonally adjusted	A seasonally adjusted series involves estimating and removing the cyclical and seasonal effects from the original data. Seasonally adjusting a time series is useful if you wish to understand the underlying patterns of change or movement in a population, without the impact of the seasonal or cyclical effects.
Trend	A trend series is a seasonally adjusted series that has been further adjusted to remove irregular effects and 'smooth' out the series to show the overall 'trend' of the data over time.

Caution is advised when using monthly data for the Territory, as it is often derived from small samples and can be highly volatile. Although due care has been exercised in preparing this material, no responsibility is accepted for any errors or omission.

[Labour force, Australia | Australian Bureau of Statistics \(abs.gov.au\)](https://abs.gov.au)

## More information

Economic Group | Department of Treasury and Finance

P: 08 8999 6718 | E: [economics.dtf@nt.gov.au](mailto:economics.dtf@nt.gov.au) | W: [nteconomy.nt.gov.au](http://nteconomy.nt.gov.au)