

Internet job vacancy report

March 2024 | Economic brief

The Commonwealth Jobs and Skills Australia (JSA) Vacancy Report is based on a count of newly lodged online job advertisements on a variety of job search websites. Unless stated otherwise, all data is reported in trend terms.

Internet vacancies (trend)	NT	Aust
Monthly change	↓0.3%	↓1.2%
Annual change	↑3.8%	↓13.7%

Monthly change

In March 2024, the number of internet job vacancies in the Territory decreased by 0.3% to 3,330. The largest decreases were in the categories of 'labourers' (down by 1.8%) and 'technicians and trades' (down by 1.1%), while the largest increases were in the categories of 'community and personal services' (up by 1.4%) and 'sales' (up by 1.2%) (Chart 1).

The Territory reported the smallest decrease of the jurisdictions, with Tasmania (up by 0.4%) and the Australian Capital Territory (up by 0.7%) reporting the only increases. Nationally, the number of job vacancies decreased by 1.2% to 247,166.

Annual change

In annual terms, the number of job vacancies in the Territory increased by 3.8%. The largest increases were in the categories of 'machinery operators and drivers' (up by 21.9%) and 'managers' (up by 10.6%), while declines were reported in the categories of 'labourers' (down by 3.6%) and 'sales' (down by 0.1%). The Territory reported the second strongest result of the jurisdictions, which ranged from a decrease of 20.3% in Victoria to an increase of 10.7% in Tasmania. Nationally, the number of vacancies decreased by 13.7% (Chart 2).

Regional vacancies (original)

JSA only reports regional vacancy data in original terms, which can be volatile on a month-to-month basis. The Department of Treasury and Finance aggregates the data to a three month moving average to smooth some of this volatility, though seasonal variations will remain.

In March 2024, the number of job vacancies in the Darwin region increased by 11.2% to 2,322 (compared with February 2024) (Chart 3), with 'machinery operators and drivers' (up by 17.8%) and 'clerical and administrative workers' (up by 17.0%) reporting the largest increases. In annual terms, Darwin job vacancies decreased by 0.3%.

The number of vacancies across regional Northern Territory in the month increased by 8.2% to 1,099, with 'sales workers' (up by 18.9%) and 'clerical and administrative workers' (up by 12.7%) reporting the largest increases. In annual terms, the number of regional job vacancies increased by 12.0%.

Chart 1: Internet job vacancies by industry

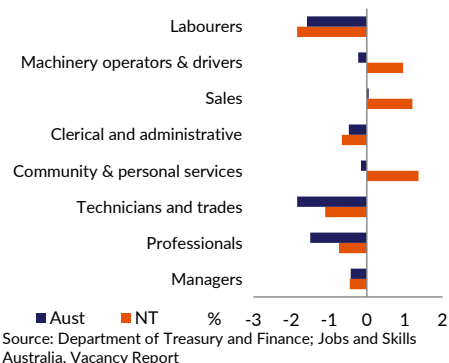


Chart 2: Internet job vacancies (annual % change, trend)

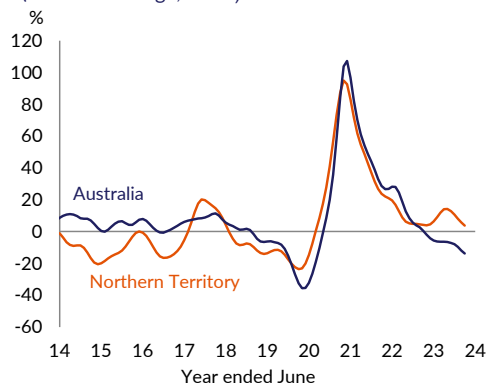


Chart 3: Regional job vacancies (three month moving average, original)

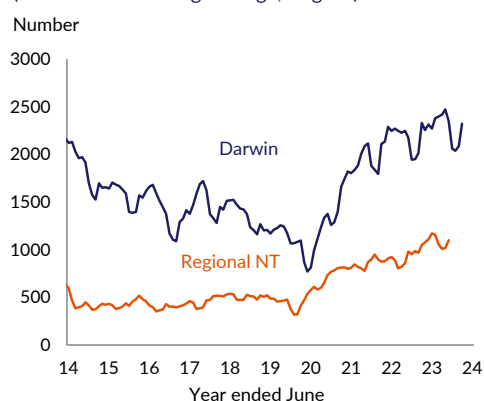


Table 1: Internet job vacancy report

	Period			Change	
	Mar 23	Feb 24	Mar 24	Monthly ¹	Annual ²
Northern Territory					
Number					
Trend	3 208	3 341	3 330	-0.3%	3.8%
- managers	367	408	406	-0.5%	10.6%
- professionals	983	1 046	1 038	-0.7%	5.6%
- technicians and trades	482	501	495	-1.1%	2.7%
- community and personal services	346	370	375	1.4%	8.3%
- clerical and administrative	428	465	462	-0.7%	8.0%
- sales	190	188	190	1.2%	-0.1%
- machinery operators and drivers	187	226	228	1.0%	21.9%
- labourers	193	189	186	-1.8%	-3.6%
Northern Territory regions					
Number					
Original					
- Darwin*	2 329	2 088	2 322	11.2%	-0.3%
- Regional NT*	981	1 016	1 099	8.2%	12.0%
Australia					
Number					
Trend	286 493	250 187	247 166	-1.2%	-13.7%
- managers	31 835	28 623	28 501	-0.4%	-10.5%
- professionals	83 452	73 385	72 286	-1.5%	-13.4%
- technicians and trades	38 767	34 186	33 557	-1.8%	-13.4%
- community and personal services	31 919	27 947	27 904	-0.2%	-12.6%
- clerical and administrative	43 754	38 274	38 091	-0.5%	-12.9%
- sales	20 900	18 873	18 882	0.0%	-9.7%
- machinery operators and drivers	15 343	13 192	13 161	-0.2%	-14.2%
- labourers	19 499	15 178	14 937	-1.6%	-23.4%

1 Compares the latest month with the previous month.

2 Compares the latest month with the same month last year.

* Three month moving average.

Source: Jobs and Skills Australia, Vacancy Report.

Caution is advised when using monthly data for the Territory, as it is often derived from small samples and can be highly volatile. Although due care has been exercised in preparing this material, no responsibility is accepted for any errors or omission.

JSA advises the sum of the categories in trend terms may not equal the reported total due to the methodology behind the trend data series.

[Internet Vacancy Index | Jobs and Skills Australia \(jobsandskills.gov.au\)](https://jobsandskills.gov.au)

More information

Economic Group | Department of Treasury and Finance

P: 08 8999 6718 | E: economics.dtf@nt.gov.au | W: nteconomy.nt.gov.au