

Engineering construction activity

December quarter 2023 | Economic brief

Engineering construction work done

Value of engineering work done	NT	Aust
Quarterly change (trend)	↑ 5.4%	↑ 2.4%
Annual change (trend)	↑ 5.3%	↑ 14.3%
Year-on-year change (original)	↑ 0.8%	↑ 16.5%

In the December quarter 2023, the trend value of engineering construction work done in the Territory increased by 5.4% to \$558 million.

In year-on-year terms, the Territory's engineering construction work increased by 0.8% to \$2.1 billion (Chart 1). This reflects private sector activity increasing by 10.3% mainly due to work for heavy industry (contributing 20.4 percentage points) and was partly offset by public sector activity decreasing by 1.0% mainly due to work for roads, highways and subdivisions (detracting 7.1 percentage points).

The Territory recorded the weakest year-on-year result of the jurisdictions, which otherwise ranged from an increase of 2.7% in South Australia to an increase of 22.7% in New South Wales (Chart 2).

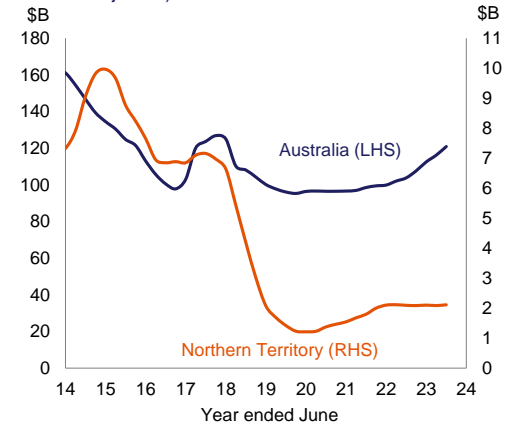
Engineering work commenced

In the December quarter 2023, the value of Territory engineering construction work commenced was \$316 million. Private sector activity comprised 84.8% of the work commenced and was largely related to works for heavy industry, with the public sector work commenced largely relating to roads, highways and subdivisions.

In year-on-year terms, public sector work commenced decreased by 34.8% to \$439 million, mainly reflecting decreases in roads, highways and subdivisions (detracting 40.8 percentage points) (Chart 3). Private sector work commenced decreased by 81.9% to \$1.0 billion, mainly reflecting decreased work for heavy industry.

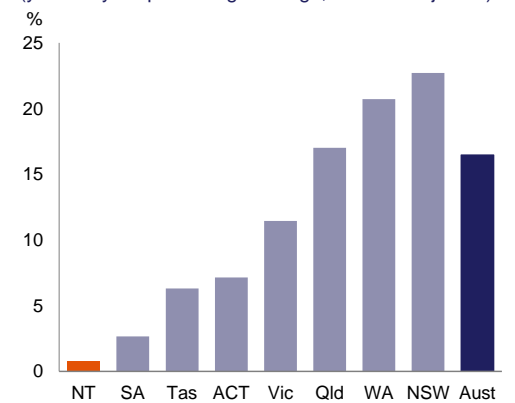
Nationally, the value of engineering work commenced decreased by 6.0% to \$121.8 billion over the same period.

Chart 1: Engineering work done (moving annual total, inflation adjusted)



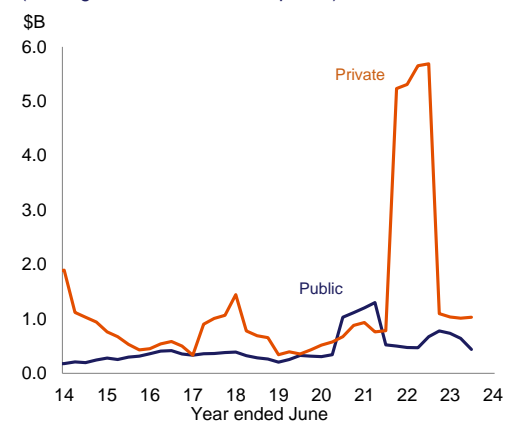
Source: Department of Treasury and Finance, ABS Cat. No. 8762.0

Chart 2: Engineering work done (year-on-year percentage change, inflation adjusted)



Source: Department of Treasury and Finance, ABS Cat. No. 8762.0

Chart 3: Engineering work commenced (moving annual total, current prices)



Source: Department of Treasury and Finance, ABS Cat. No. 8762.0

Table 1: Engineering construction work done (\$M, chain volume)

	Period				Change		
	Dec qtr 22	Sep qtr 23	Dec qtr 23	Year to date	Quarterly ²	Annual ³	Year-on-year ⁴
Northern Territory							
Original	559	499	586	2 112	17.3%	4.7%	0.8%
– public ¹	174	199	169	686	-15.1%	-3.0%	-1.0%
– private ¹	434	358	490	1 663	36.7%	13.0%	10.3%
Seasonally adjusted	559	499	586	2 112	17.3%	4.7%	
Trend	530	530	558	2 124	5.4%	5.3%	
Australia							
Original	27 533	29 835	32 223	120 861	8.0%	17.0%	16.5%
– public	11 850	13 103	14 381	54 375	9.7%	21.4%	17.6%
– private	15 682	16 731	17 843	66 485	6.6%	13.8%	15.6%
Seasonally adjusted	27 039	30 422	31 667	120 864	4.1%	17.1%	
Trend	27 481	30 663	31 404	120 443	2.4%	14.3%	

Table 2: Engineering work commenced (\$M, original, current prices)

	Period				Change		
	Dec qtr 22	Sep qtr 23	Dec qtr 23	Year to date	Quarterly ²	Annual ³	Year-on-year ⁴
Northern Territory							
	499	459	316	1 472	-31.3%	-36.7%	-76.9%
– public	250	141	48	440	-66.1%	-80.9%	-34.8%
– private	249	318	268	1 032	-15.8%	7.7%	-81.9%
Australia							
	29 966	30 257	29 453	121 753	-2.7%	-1.7%	-6.0%
– public	11 872	12 545	14 776	56 727	17.8%	24.5%	-7.1%
– private	18 095	17 712	14 677	65 026	-17.1%	-18.9%	-5.0%

n.p.: data not published

1 Current prices.

2 Compares the latest quarter with the previous quarter.

3 Compares the latest quarter with the same quarter last year.

4 Compares the 4 quarters up to and including the latest quarter with the previous 4 quarter period.

Source: Department of Treasury and Finance, ABS Cat. No. 8762.0

Caution is advised when using data for the Territory, as it is often derived from small samples and can be highly volatile. Although all due care has been exercised in preparing this material, no responsibility is accepted for any errors or omission.

[Engineering Construction Activity, Australia | Australian Bureau of Statistics \(www.abs.gov.au\)](https://www.abs.gov.au)

More information

Economic Group | Department of Treasury and Finance

P: 08 8999 6718 | E: economics.dtf@nt.gov.au | W: nteconomy.nt.gov.au