

Population

June quarter 2022 | Economic brief

Estimated resident population

	NT	Aust
Annual change	↑0.6%	↑1.1%
Estimated resident population	250 635	26.0M

The Territory's estimated resident population increased by 0.1% (237 persons) to 250,635 in the June quarter 2022.

Natural increase (+590 persons) and net overseas migration (+393 persons) contributed to population growth while net interstate migration (-746 persons) detracted from population growth. Nationally, population increased by 0.3%.

In annual terms, the Territory's population increased by 0.6%, while nationally, population increased by 1.1% (Chart 1). Annual population change in other jurisdictions ranged from an increase of 0.6% in Tasmania to an increase of 2.0% in Queensland (Chart 2).

Natural increase

In the June quarter 2022, the Territory recorded a natural increase of 590 persons, comprising 945 births and 355 deaths. In 2021-22, natural increase contributed 2,398 persons to the Territory's population, a decrease of 9.5% compared to the previous year.

Net interstate migration

Net interstate migration for the September and December 2021 quarters are impacted by the ABS making COVID-19 related methodological adjustments to its treatment of Medicare source data.

In the June quarter 2022, net interstate migration detracted 746 persons from the population, an improvement on the net loss of 1,060 persons in the June quarter 2021. There were 3,838 departures from, and 3,092 arrivals to, the Territory in the quarter.

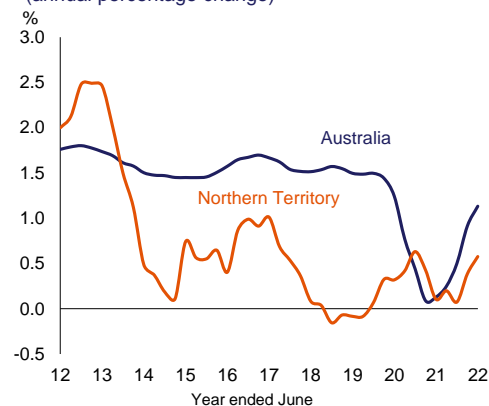
In 2021-22, net interstate migration detracted 3,016 persons from the population, a worsening of 20.4% on the net loss of 2,504 persons in the previous year.

Net overseas migration

In the June quarter 2022, net overseas migration contributed 393 persons to the population. Nationally, net overseas migration contributed 58,052 persons.

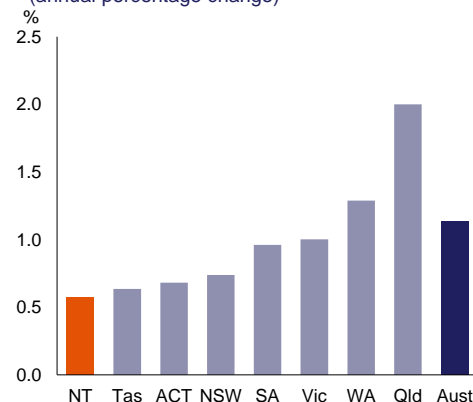
In 2021-22, net overseas migration in the Territory contributed 2,134 persons to the population, an improvement compared to the net loss of 422 persons in the previous year (Chart 3). Nationally, net overseas migration contributed 170,918 persons.

Chart 1: Population growth (annual percentage change)



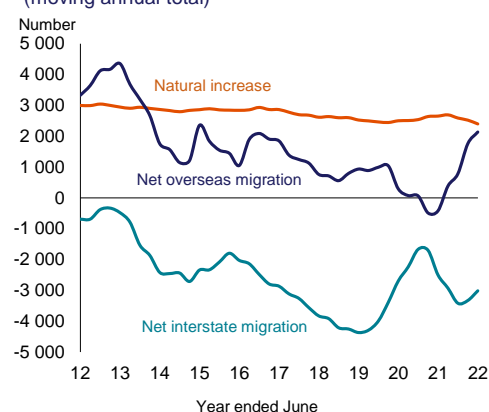
Source: Department of Treasury and Finance, ABS Cat. No. 3101.0

Chart 2: Population growth (annual percentage change)



Source: Department of Treasury and Finance, ABS Cat. No. 3101.0

Chart 3: Territory population components (moving annual total)



Source: Department of Treasury and Finance, ABS Cat. No. 3101.0

Table 1: Estimated resident population and components

	Period				Change		
	Jun qtr 2021	Mar qtr 2022	Jun qtr 2022	Year to date	Quarterly ¹	Annual ²	Year-on-year ³
Northern Territory							
Original							
Population growth	- 240	1 053	237	1 435			
Natural increase	712	687	590	2 398	-14.1%	-17.1%	-9.5%
– births	1 006	938	945	3 671	0.7%	-6.1%	-3.9%
– deaths	294	251	355	1 273	41.4%	20.7%	9.1%
Net interstate migration	- 1 060	- 600	- 746	- 3 016	-24.3%	29.6%	-20.4%
– arrivals	3 971	3 378	3 092	17 177	-8.5%	-22.1%	27.2%
– departures	5 031	3 978	3 838	20 193	-3.5%	-23.7%	26.1%
Net overseas migration	16	1 020	393	2 134	-61.5%	2356.3%	605.7%
– arrivals	362	1 551	1 144	4 908	-26.2%	216.0%	239.7%
– departures	346	531	751	2 774	41.4%	117.1%	48.6%
Total population	249 200	250 398	250 635	n/a	0.1%	0.6%	n/a
Australia							
Original							
Population growth	31 449	124 168	88 162	290 856			
Natural increase	35 936	28 033	30 110	124 360	7.4%	-16.2%	-10.8%
– births	79 426	74 282	76 566	306 462	3.1%	-3.6%	0.5%
– deaths	43 490	46 249	46 456	182 102	0.4%	6.8%	10.0%
Net migration	1 082	97 858	58 052	170 918	-40.7%	5265.2%	301.2%
Total population	25 688 079	25 890 773	25 978 935	n/a	0.3%	1.1%	n/a

n/a: not applicable

1 Compares the latest quarter with the previous quarter.

2 Compares the latest quarter with the same quarter last year.

3 Compares the 4 quarters up to and including the latest quarter with the previous 4 quarter period.

Source: Department of Treasury and Finance; ABS Cat. No. 3101.0

Caution is advised when using data for the Territory, as it is often derived from small samples and can be highly volatile. Although due care has been exercised in preparing this material, no responsibility is accepted for any errors or omission.

More information

Economic Group | Department of Treasury and Finance

P: 08 8999 6718 | E: economics.dtf@nt.gov.au | W: nteconomy.nt.gov.au