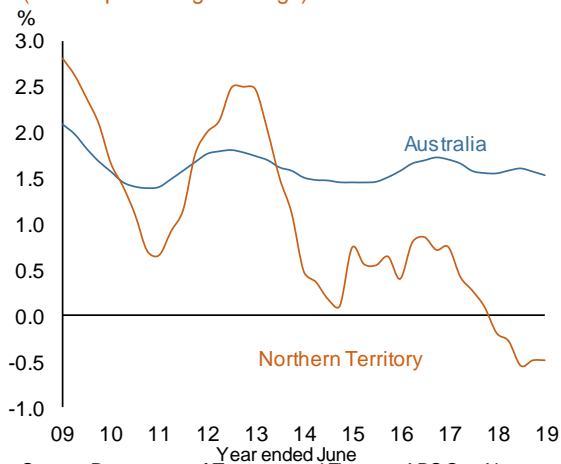


Population

June quarter 2019

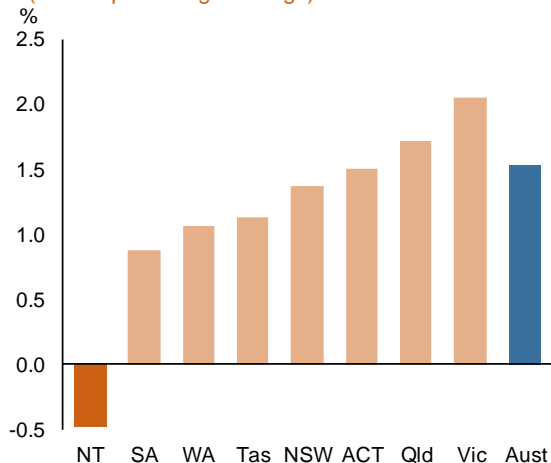
Released: 19 December 2019 | Next release: 19 March 2020

Chart 1: Population growth (annual percentage change)



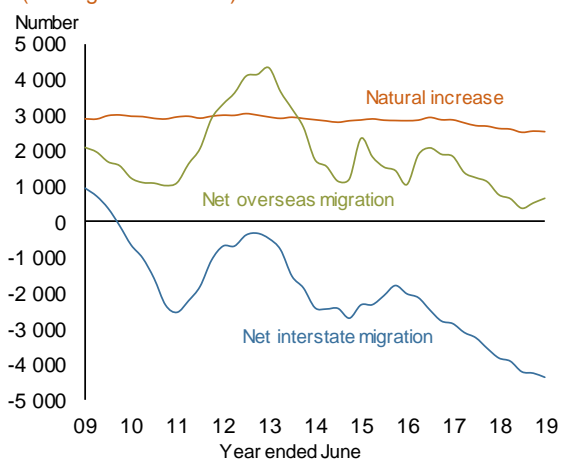
Source: Department of Treasury and Finance, ABS Cat. No. 3101.0

Chart 2: Population growth (annual percentage change)



Source: Department of Treasury and Finance; ABS Cat. No. 3101.0

Chart 3: Territory population components (moving annual total)



Source: Department of Treasury and Finance; ABS Cat. No. 3101.0

Estimated resident population

	NT	Aust
Annual change	↓0.5%	↑1.5%
Estimated resident population	245 869	25.4M

The Territory's estimated resident population (ERP) grew by 0.2 per cent in the June quarter 2019. Natural increase (+702 persons) and net overseas migration (+682 persons) positively contributed to the Territory's population, while net interstate migration (-950 persons) detracted from the population in the quarter. Nationally, ERP grew by 0.3 per cent over the same period.

In annual terms, the Territory population declined by 0.5 per cent, while nationally, the population increased by 1.5 per cent (Chart 1). In other jurisdictions, annual population growth ranged from 0.9 per cent in South Australia to 2.1 per cent in Victoria (Chart 2).

Net interstate migration

Net interstate migration in the Territory is highly volatile, reflecting the relatively young and transient nature of the Territory's population.

In the June quarter 2019, net interstate migration detracted 950 persons from the population, with 3443 arrivals offset by 4393 departures.

In 2018-19, the Territory recorded a net loss of 4371 persons to other jurisdictions, a 14.1 per cent greater loss than the previous year.

Net overseas migration

In the June quarter 2019, the Territory recorded a positive net overseas migration of 682 persons. Nationally, net overseas migration was 34 875 persons in the June quarter 2019.

In 2018-19, net overseas migration in the Territory was 658, down from 758 in 2017-18 (Chart 3). In contrast, at the national level, net overseas migration was flat at 238 338.

Natural increase

In the June quarter 2019, the Territory recorded a positive natural increase of 702 persons, which was comprised of 994 births and 292 deaths.

In 2018-19, natural increase contributed 2524 persons to the Territory's population, down 3.4 per cent from the previous year, largely reflecting both a decline in the number of births and an increase in the number of deaths over the year.

Population June quarter 2019

Table 1: Estimated resident population and components

	Period				Change		
	Jun qtr 2018	Mar qtr 2019	Jun qtr 2019	Year to date	Quarterly ¹	Annual ²	Year-on-year ³
Northern Territory							
<i>Original</i>							
Population growth	434	- 88	434	- 1 189			
Natural increase	718	706	702	2 524	-0.6%	-2.2%	-3.4%
– births	992	1 019	994	3 695	-2.5%	0.2%	-1.9%
– deaths	274	313	292	1 171	-6.7%	6.6%	1.7%
Net migration							
– overseas	551	468	682	658	-45.7%	-23.8%	-13.2%
– interstate	- 835	- 1 262	- 950	- 4 371	24.7%	-13.8%	-14.1%
Total population	247 058	245 435	245 869	n.a.	0.2%	-0.5%	-0.4%
Australia							
<i>Original</i>							
Population growth	84 057	118 581	75 551	381 619			
Natural increase	36 498	32 012	40 676	143 281	27.1%	11.4%	0.5%
– births	75 870	70 883	81 675	303 881	15.2%	7.7%	-0.2%
– deaths	39 372	38 871	40 999	160 600	5.5%	4.1%	-0.8%
Net migration	47 559	86 569	34 875	238 338	-59.7%	-26.7%	0.0%
Total population	24 982 688	25 288 756	25 364 307	n.a.	0.3%	1.5%	1.6%

n.a. not applicable

1 Compares the latest quarter with the previous quarter.

2 Compares the latest quarter with the same quarter last year.

3 Compares the 4 quarters up to and including the latest quarter with the previous 4 quarter period.

Source: Department of Treasury and Finance; ABS Cat. No. 3101.0

Caution is advised when using data for the Territory, which is often highly volatile.

Although all due care has been exercised in the preparation of this material, no responsibility is accepted for any errors or omission.

More information:

Economic Group | Department of Treasury and Finance

P: 08 8999 6801 | E: economics.dtf@nt.gov.au | W: <https://nteconomy.nt.gov.au/>