

Population

December quarter 2022 | Economic brief

Estimated resident population

	NT	Aust
Annual change	↑0.8%	↑1.9%
Estimated resident population	250 149	26.3M

The Territory's estimated resident population decreased by 0.1% (356 persons) to 250,149 in the December quarter 2022.

Net interstate migration (-838 persons) detracted from population growth while natural increase (+476 persons) and net overseas migration (+6 persons) contributed to population growth. Nationally, population increased by 0.5%.

In annual terms, the Territory's population increased by 0.8%, while nationally, population increased by 1.9% (Chart 1). Annual population change in other jurisdictions ranged from an increase of 0.5% in Tasmania to an increase of 2.3% in Western Australia (Chart 2).

Natural increase

In the December quarter 2022, the Territory recorded a natural increase of 476 persons, comprising 842 births and 366 deaths. In 2022, natural increase contributed 2,277 persons to the Territory's population, a decrease of 12.0% compared to the previous year.

Net interstate migration

Net interstate migration for the September and December 2021 quarters are impacted by the ABS making COVID-19 related methodological adjustments to its treatment of Medicare source data.

In the December quarter 2022, net interstate migration detracted 838 persons from the population, an improvement on the net loss of 990 persons in the December quarter 2021. There were 5,134 departures from, and 4,296 arrivals to, the Territory in the quarter.

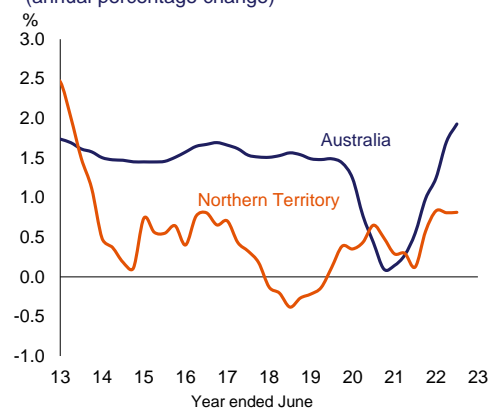
In 2022, net interstate migration contributed 2,124 persons to the population, an improvement of 11.9% on the net loss of 2,410 persons in the previous year.

Net overseas migration

In the December quarter 2022, net overseas migration contributed 6 persons to the population. Nationally, net overseas migration contributed 97,904 persons.

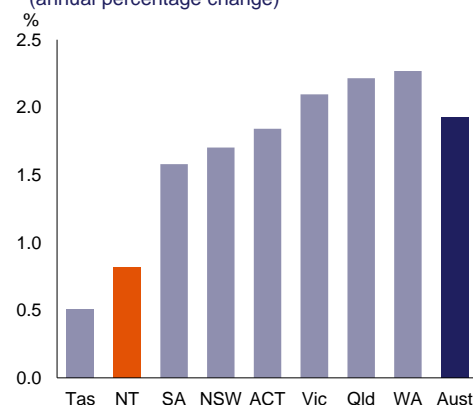
In 2022, net overseas migration in the Territory detracted 1,869 persons to the population, an improvement compared to the net gain of 717 persons in the previous year (Chart 3). Nationally, net overseas migration contributed 386,971 persons.

Chart 1: Population growth (annual percentage change)



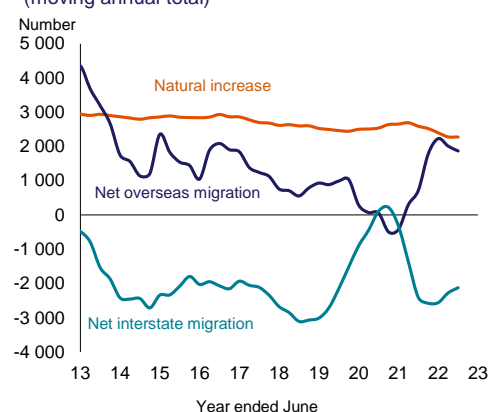
Source: Department of Treasury and Finance, ABS Cat. No. 3101.0

Chart 2: Population growth (annual percentage change)



Source: Department of Treasury and Finance, ABS Cat. No. 3101.0

Chart 3: Territory population components (moving annual total)



Source: Department of Treasury and Finance, ABS Cat. No. 3101.0

Table 1: Estimated resident population and components

	Period				Change		
	Dec qtr 2021	Sep qtr 2022	Dec qtr 2022	Year to date	Quarterly ¹	Annual ²	Year-on-year ³
Northern Territory							
Original							
Population growth	- 366	286	- 356	2 022			
Natural increase	478	524	476	2 277	-9.2%	-0.4%	-12.0%
– births	853	891	842	3 616	-5.5%	-1.3%	-5.4%
– deaths	375	367	366	1 339	-0.3%	-2.4%	8.3%
Net interstate migration	- 990	- 529	- 838	- 2 124	-58.4%	15.4%	11.9%
– arrivals	4 483	2 874	4 296	14 626	49.5%	-4.2%	-25.1%
– departures	5 473	3 403	5 134	16 750	50.9%	-6.2%	-23.6%
Net overseas migration	146	291	6	1 869	-97.9%	-95.9%	160.7%
– arrivals	1 091	1 699	1 066	5 662	-37.3%	-2.3%	92.0%
– departures	945	1 408	1 060	3 793	-24.7%	12.2%	69.9%
Total population	248 127	250 505	250 149	n/a	-0.14%	0.8%	n/a
Australia							
Original							
Population growth	67 956	135 741	127 078	496 756			
Natural increase	34 219	22 468	29 174	109 785	29.8%	-14.7%	-23.4%
– births	76 381	75 644	74 235	300 727	-1.9%	-2.8%	-4.6%
– deaths	42 162	53 176	45 061	190 942	-15.3%	6.9%	11.1%
Net migration	33 737	113 273	97 904	386 971	-13.6%	190.2%	5536.0%
Total population	25 771 603	26 141 281	26 268 359	n/a	0.5%	1.9%	n/a

n/a: not applicable

1 Compares the latest quarter with the previous quarter.

2 Compares the latest quarter with the same quarter last year.

3 Compares the 4 quarters up to and including the latest quarter with the previous 4 quarter period.

Source: Department of Treasury and Finance; ABS Cat. No. 3101.0

[National, state and territory population | Australian Bureau of Statistics \(abs.gov.au\)](https://abs.gov.au)

Caution is advised when using data for the Territory, as it is often derived from small samples and can be highly volatile. Although due care has been exercised in preparing this material, no responsibility is accepted for any errors or omission.

More information

Economic Group | Department of Treasury and Finance

P: 08 8999 6718 | E: economics.dtf@nt.gov.au | W: nteconomy.nt.gov.au