

Labour force

December 2024 | Economic brief

Seasonally adjusted

	NT	Aust
Employed persons	138 869	14 584 416
- Monthly change	↑0.6%	↑0.4%
- Year-ended change	↑0.1%	↑3.1%
- Year-average change	↑1.7%	↑2.5%
Unemployment rate	4.2%	4.0%
Participation rate	72.2%	67.1%

Employment in the Territory increased by 0.6% to 138,869 persons in December 2024. Full-time employment increased by 0.9%, partly offset by part-time employment which declined by 0.4%. The Territory reported the equal strongest result of the jurisdictions with Western Australia and South Australia. Nationally, employment increased by 0.4%. Employment increased by 0.1% in the Territory over the year to December (Chart 1).

The Territory's unemployment rate increased by 0.3 percentage points (ppt) to 4.2% (Chart 2) in December 2024. The Territory reported the third equal highest unemployment rate of the jurisdictions with South Australia. Nationally, the monthly unemployment increased by 0.1 ppt to 4.0%. The participation rate in the Territory increased by 0.6 ppt to 72.2%. This is the highest participation rate of the jurisdictions, and is 5.1 ppt above the national rate (67.1%).

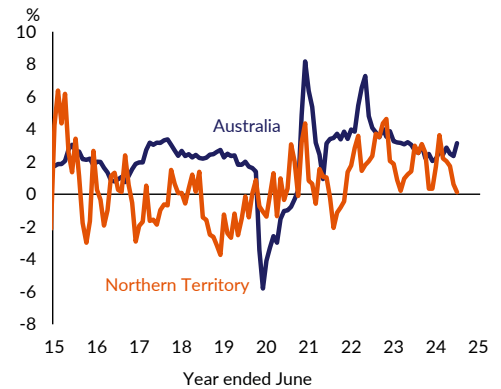
Trend

	NT	Aust
Employed persons	138 293	14 573 811
- Monthly change	↓0.1%	↑0.2%
- Year-ended change	↓0.1%	↑2.8%
Unemployment rate	4.4%	4.0%
Participation rate	72.1%	67.1%

Employment in the Territory declined by 0.1% to 138,293 persons in December 2024. Both part-time employment and full-time employment declined by 0.1%. Employment declined by 0.1% in the Territory over the year to December 2024 (Chart 3).

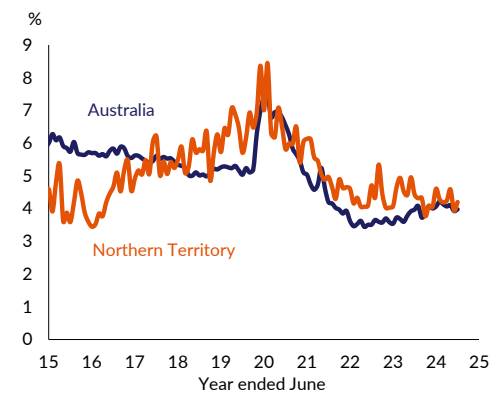
The Territory's unemployment rate was flat at 4.4% in December 2024. The participation rate in the Territory was flat at 72.1%.

Chart 1: Employment change (year-ended change, seasonally adjusted)



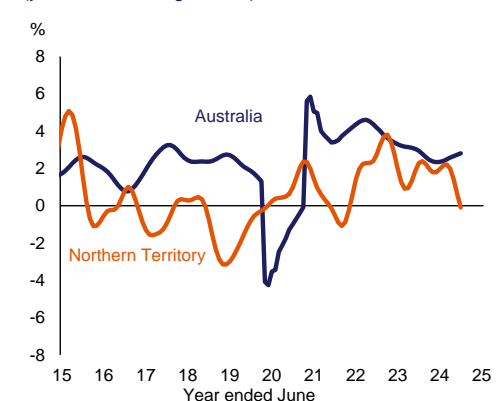
Source: Department of Treasury and Finance, ABS Cat No. 6202.0

Chart 2: Unemployment rate (monthly, seasonally adjusted)



Source: Department of Treasury and Finance, ABS Cat No. 6202.0

Chart 3: Employment change (year-ended change, trend)



Source: Department of Treasury and Finance, ABS Cat No. 6202.0

Table 1: Labour force statistics*

	Period			Monthly change ¹	Year-ended change ²	
	Dec 23	Nov 24	Dec 24	%	%	No.
Northern Territory						
Seasonally adjusted						
Employment	138 689	138 037	138 869	0.6%	0.1%	180
– full-time	110 965	108 338	109 290	0.9%	-1.5%	- 1 675
– part-time	27 724	29 699	29 579	-0.4%	6.7%	1 856
Unemployment rate	4.4%	3.9%	4.2%	0.3 ppt	-0.2 ppt	
– Unemployed	6 434	5 668	6 092	7.5%	-5.3%	- 343
Participation rate	73.2%	71.6%	72.2%	0.6 ppt	-1.0 ppt	
Labour force	145 123	143 705	144 961	0.9%	-0.1%	- 162
Trend						
Employment	138 429	138 381	138 293	-0.1%	-0.1%	- 136
– full-time	110 582	108 788	108 731	-0.1%	-1.7%	- 1 851
– part-time	27 847	29 593	29 562	-0.1%	6.2%	1 715
Unemployment rate	4.4%	4.4%	4.4%	0.0 ppt	0.0 ppt	
– Unemployed	6 364	6 329	6 403	1.2%	0.6%	40
Participation rate	73.0%	72.1%	72.1%	0.0 ppt	-0.9 ppt	
Labour force	144 792	144 710	144 696	0.0%	-0.1%	- 97
Australia						
Seasonally adjusted						
Employment	14 140 063	14 528 090	14 584 416	0.4%	3.1%	444 354
– full-time	9 738 632	10 061 309	10 037 597	-0.2%	3.1%	298 965
– part-time	4 401 431	4 466 782	4 546 819	1.8%	3.3%	145 388
Unemployment rate	4.0%	3.9%	4.0%	0.1 ppt	0.0 ppt	
– Unemployed	584 647	593 777	604 124	1.7%	3.3%	19 477
Participation rate	66.6%	67.0%	67.1%	0.1 ppt	0.5 ppt	
Labour force	14 724 710	15 121 867	15 188 540	0.4%	3.2%	463 831
Trend						
Employment	14 176 558	14 542 838	14 573 811	0.2%	2.8%	397 253
– full-time	9 792 022	10 040 864	10 058 543	0.2%	2.7%	266 521
– part-time	4 384 536	4 501 974	4 515 268	0.3%	3.0%	130 732
Unemployment rate	3.9%	4.0%	4.0%	0.0 ppt	0.1 ppt	
– Unemployed	572 993	608 901	604 861	-0.7%	5.6%	31 869
Participation rate	66.7%	67.1%	67.1%	0.0 ppt	0.4 ppt	
Labour force	14 749 550	15 151 739	15 178 672	0.2%	2.9%	429 122

ppt.: percentage point

1 Compares the latest month with the previous month.

2 Compares the latest month with the same month in the previous year.

* Due to rounding, changes in the table may not reflect the actual change.

Source: Department of Treasury and Finance; ABS Cat. No. 6202.0

Term	Definition
Employment	Work for one hour or more for pay, profit, commission or payment in kind, in a job or business or on a farm (comprising employees, employers and own account workers)
Employed full-time	Employed people who usually work 35 hours or more a week (in all jobs) and those who usually work less but worked 35 hours or more during the reference week.
Employed part-time	Employed people who usually worked less than 35 hours a week (in all jobs) or were not at work in the reference week.
Unemployed	People aged 15 years and over who were not employed during the reference week and had actively looked for full time or part time work.
Unemployment rate	For any group, the number of unemployed people expressed as a percentage of the labour force in the same group.
Participation rate	For any group, the labour force expressed as a percentage of the civilian population aged 15 years and over in the same group.
Labour force	For any group, people who were employed or unemployed, as defined.
Year-ended change	Compares the latest quarter with the same quarter last year
Year-average change	Compares the 12 months up to and including the latest quarter with the previous 12 month period
Seasonally adjusted	A seasonally adjusted series involves estimating and removing the cyclical and seasonal effects from the original data. Seasonally adjusting a time series is useful if you wish to understand the underlying patterns of change or movement in a population, without the impact of the seasonal or cyclical effects.
Trend	A trend series is a seasonally adjusted series that has been further adjusted to remove irregular effects and 'smooth' out the series to show the overall 'trend' of the data over time.

Caution is advised when using monthly data for the Territory, as it is often derived from small samples and can be highly volatile. Although due care has been exercised in preparing this material, no responsibility is accepted for any errors or omission.

[Labour force, Australia | Australian Bureau of Statistics \(abs.gov.au\)](https://abs.gov.au)

More information

Economic Group | Department of Treasury and Finance

P: 08 8999 6718 | E: economics.dtf@nt.gov.au | W: nteconomy.nt.gov.au