

Population

June quarter 2023 | Economic brief

Estimated resident population

	NT	Aust
Annual change	↑0.9%	↑2.4%
Estimated resident population	252 473	26.6M

The Territory's estimated resident population increased by 0.3% (864 persons) to 252,473 in the June quarter 2023.

Net overseas migration (+1,238 persons) and natural increase (+595 persons) contributed to population growth while net interstate migration (-969 persons) detracted from population growth. Nationally, population increased by 0.6%.

In annual terms, the Territory's population increased by 0.9%, while nationally, population increased by 2.4% (Chart 1). Annual population change in other jurisdictions ranged from an increase of 0.3% in Tasmania to an increase of 3.1% in Western Australia (Chart 2).

Natural increase

In the June quarter 2023, the Territory recorded a natural increase of 595 persons, comprising 914 births and 319 deaths. In the year to June 2023, natural increase contributed 2,177 persons to the Territory's population, a decrease of 5.4% compared to the previous year.

Net interstate migration

Net interstate migration for the September and December 2021 quarters are impacted by the ABS making COVID-19 related methodological adjustments to its treatment of Medicare source data.

In the June quarter 2023, net interstate migration detracted 969 persons from the population, a worsening on the net loss of 447 persons in the June quarter 2022. There were 4,270 departures from, and 3,301 arrivals to, the Territory in the quarter.

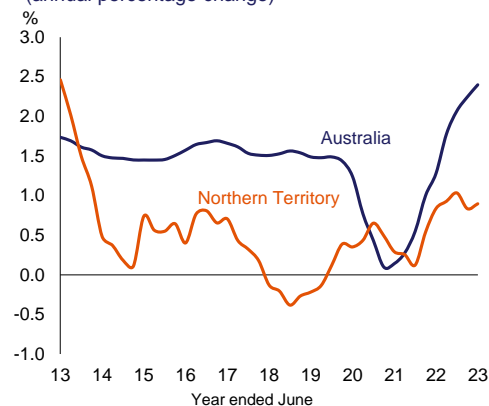
In the year to June 2023, net interstate migration detracted 3,267 persons from the population, a worsening of 27.6% on the net loss of 2,560 persons in the previous year.

Net overseas migration

In the June quarter 2023, net overseas migration contributed 1,238 persons to the population. Nationally, net overseas migration contributed 121,788 persons.

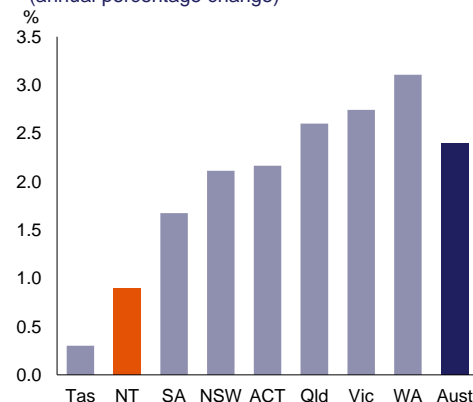
In the year to June 2023, net overseas migration in the Territory contributed 3,335 persons to the population, an improvement compared to the net gain of 2,335 persons in the previous year (Chart 3). Nationally, net overseas migration contributed 518,087 persons.

Chart 1: Population growth (annual percentage change)



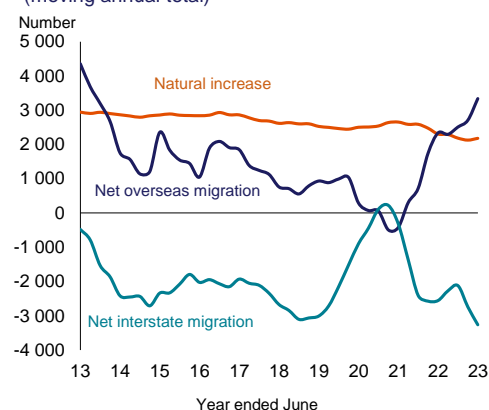
Source: Department of Treasury and Finance, ABS Cat. No. 3101.0

Chart 2: Population growth (annual percentage change)



Source: Department of Treasury and Finance, ABS Cat. No. 3101.0

Chart 3: Territory population components (moving annual total)



Source: Department of Treasury and Finance, ABS Cat. No. 3101.0

Table 1: Estimated resident population and components

	Period				Change		
	Jun qtr 2022	Mar qtr 2023	Jun qtr 2023	Year to date	Quarterly ¹	Annual ²	Year-on-year ³
Northern Territory							
Original							
Population growth	703	919	864	2 245			
Natural increase	543	582	595	2 177	2.2%	9.6%	-5.4%
– births	859	849	914	3 496	7.7%	6.4%	-2.8%
– deaths	316	267	319	1 319	19.5%	0.9%	1.9%
Net interstate migration	- 447	- 931	- 969	- 3 267	-4.1%	-116.8%	-27.6%
– arrivals	3 525	3 647	3 301	14 118	-9.5%	-6.4%	-23.5%
– departures	3 972	4 578	4 270	17 385	-6.7%	7.5%	-17.3%
Net overseas migration	607	1 268	1 238	3 335	-2.4%	104.0%	42.8%
– arrivals	1 414	1 852	1 805	6 780	-2.5%	27.7%	31.0%
– departures	807	584	567	3 445	-2.9%	-29.7%	21.3%
Total population	250 228	251 609	252 473	n/a	0.3%	0.9%	n/a
Australia							
Original							
Population growth	104 549	187 118	146 770	624 145			
Natural increase	27 768	29 434	24 982	106 058	-15.1%	-10.0%	-15.4%
– births	76 340	74 932	71 136	295 947	-5.1%	-6.8%	-4.1%
– deaths	48 572	45 498	46 154	189 889	1.4%	-5.0%	3.6%
Net migration	76 781	157 684	121 788	518 087	-22.8%	58.6%	154.5%
Total population	26 014 399	26 491 774	26 638 544	n/a	0.6%	2.4%	n/a

n/a: not applicable

1 Compares the latest quarter with the previous quarter.

2 Compares the latest quarter with the same quarter last year.

3 Compares the 4 quarters up to and including the latest quarter with the previous 4 quarter period.

Source: Department of Treasury and Finance; ABS Cat. No. 3101.0

Caution is advised when using data for the Territory, as it is often derived from small samples and can be highly volatile. Although due care has been exercised in preparing this material, no responsibility is accepted for any errors or omission.

[National, state and territory population | Australian Bureau of Statistics \(abs.gov.au\)](https://abs.gov.au)

More information

Economic Group | Department of Treasury and Finance

P: 08 8999 6718 | E: economics.dtf@nt.gov.au | W: nteconomy.nt.gov.au