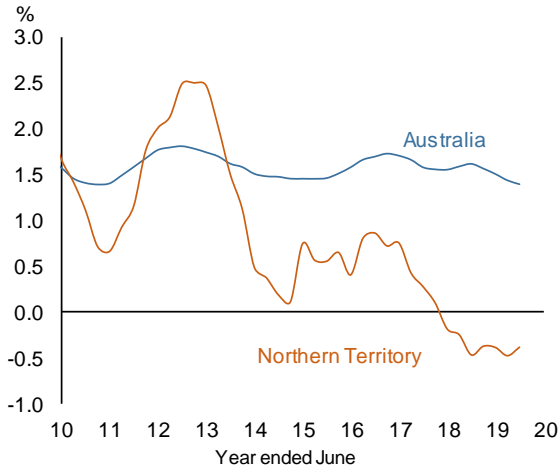


# Population

December quarter 2019

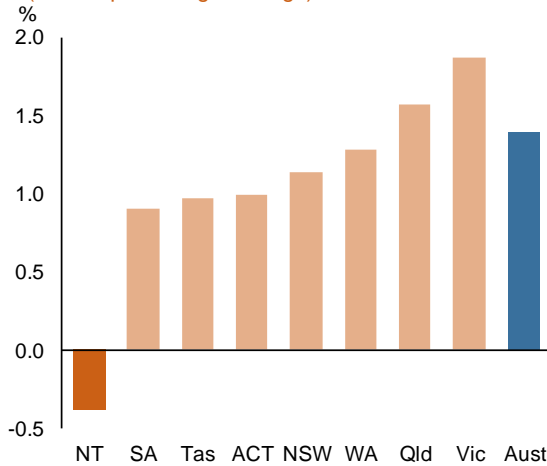
Released: 18 June 2020 | Next release: 24 September 2020

Chart 1: Population growth (annual percentage change)



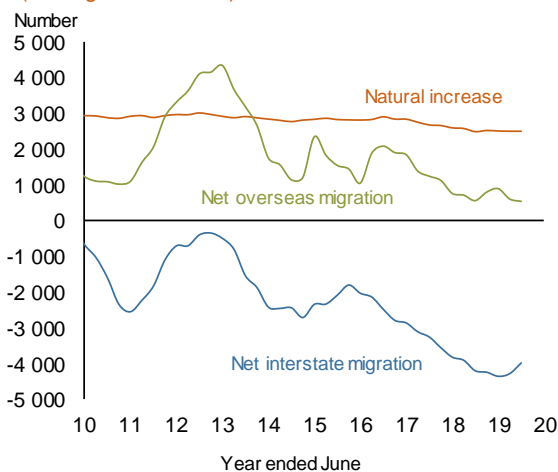
Source: Department of Treasury and Finance, ABS Cat. No. 3101.0

Chart 2: Population growth (annual percentage change)



Source: Department of Treasury and Finance, ABS Cat. No. 3101.0

Chart 3: Territory population components (moving annual total)



Source: Department of Treasury and Finance, ABS Cat. No. 3101.0

## Estimated resident population

	NT	Aust
Annual change	↓0.4%	↑1.4%
Estimated resident population	244 761	25.5M

The Territory's estimated resident population (ERP) decreased by 0.4 per cent (-1013 persons) in the December quarter 2019. Natural increase (+529 persons) contributed to growth, while net interstate migration (-1113 persons) and net overseas migration (-429 persons) detracted from growth in the quarter. Nationally, ERP increased by 0.3 per cent over the same period.

In annual terms, the Territory population declined by 0.4 per cent, while nationally, the population increased by 1.4 per cent (Chart 1). In other jurisdictions, annual population growth ranged from 0.9 per cent in South Australia to 1.9 per cent in Victoria (Chart 2).

## Net interstate migration

Net interstate migration in the Territory is highly volatile, reflecting the relatively young and transient nature of the Territory's population.

In the December quarter 2019, net interstate migration detracted 1113 persons from the population, with 3874 arrivals offset by 4987 departures. The Territory recorded a net loss of 3994 persons to other jurisdictions in 2019, though this is a 5.3 per cent improvement from the previous year.

## Net overseas migration

In the December quarter 2019, the Territory recorded negative net overseas migration of 429 persons. Nationally, net overseas migration contributed 35 943 persons over the same period.

In 2019, net overseas migration in the Territory was 535, down from 556 in 2018 (Chart 3). Nationally, the contribution of net overseas migration to population growth in 2019 decreased by 16.5 per cent to 210 662.

## Natural increase

In the December quarter 2019, the Territory recorded a positive natural increase of 529 persons, comprising 816 births and 287 deaths.

In 2019, natural increase contributed 2517 persons to the Territory's population, up by 0.5 per cent from the previous year. This largely reflects a stronger increase in the number of births compared to the number of deaths over the year.

## Population December quarter 2019

Table 1: Estimated resident population and components

	Period				Change		
	Dec qtr 2018	Sep qtr 2019	Dec qtr 2019	Year to date	Quarterly <sup>1</sup>	Annual <sup>2</sup>	Year-on-year <sup>3</sup>
<b>Northern Territory</b>							
<i>Original</i>							
Population growth	- 1 247	- 329	- 1 013	- 942			
Natural increase	530	580	529	2 517	-8.8%	-0.2%	0.5%
– births	809	830	816	3 659	-1.7%	0.9%	0.4%
– deaths	279	250	287	1 142	14.8%	2.9%	0.3%
Net migration							
– overseas	- 363	- 240	- 429	535	-78.8%	-18.2%	-3.8%
– interstate	- 1 414	- 669	- 1 113	- 3 994	-66.4%	21.3%	5.3%
Total population	245 703	245 774	244 761	n.a.	-0.4%	-0.4%	-0.4%
<b>Australia</b>							
<i>Original</i>							
Population growth	79 614	94 382	70 234	349 833			
Natural increase	33 886	32 258	34 291	139 171	6.3%	1.2%	-5.2%
– births	73 782	78 030	75 257	305 845	-3.6%	2.0%	0.7%
– deaths	39 896	45 772	40 966	166 608	-10.5%	2.7%	6.4%
Net migration	45 728	62 124	35 943	210 662	-42.1%	-21.4%	-16.5%
Total population	25 172 336	25 451 935	25 522 169	n.a.	0.3%	1.4%	1.5%

n.a. not applicable

1 Compares the latest quarter with the previous quarter.

2 Compares the latest quarter with the same quarter last year.

3 Compares the 4 quarters up to and including the latest quarter with the previous 4 quarter period.

Source: Department of Treasury and Finance; ABS Cat. No. 3101.0

Caution is advised when using data for the Territory, which is often highly volatile.

Although all due care has been exercised in the preparation of this material, no responsibility is accepted for any errors or omission.

### More information:

Economic Group | Department of Treasury and Finance

P: 08 8999 6801 | E: [economics.dtf@nt.gov.au](mailto:economics.dtf@nt.gov.au) | W: <https://nteconomy.nt.gov.au/>