

Fuel prices

March 2026 | Economic brief

The following information is sourced from the Australian Institute of Petroleum (AIP) and the Australian Competition and Consumer Commission (ACCC). It does not align with the daily prices reported on MyFuel NT.

The reported monthly average price for March 2026 is calculated as the average price in cents per litre (cpl) for the four weeks ending 05 April 2026 unless otherwise stated.

Gross indicative retail differences (GIRDs) are the average retail price less the published terminal gate prices (TGP) and are used as an indication of gross retail margins.

Unleaded (ULP)

	Average retail ULP price, cpl	Monthly change, cpl	Year-ended change, cpl
Darwin	234.5	↑51.7	↑52.9
Alice Springs	274.5	↑32.4	↑29.6
Katherine	236.3	↑30.6	↑24.8
Tennant Creek	243.6	↑27.6	↑21.1
Northern Territory average ¹	242.5	↑46.2	↑46.1
Australia average ¹	232.4	↑53.2	↑50.9

¹ weighted average

The average retail price of ULP in the Territory was 242.5 cpl, 46.2 cpl higher than the previous month and 46.1 cpl higher over the year (Chart 1). Nationally, the average retail price of ULP was 232.4 cpl, 53.2 cpl higher than the previous month and 50.9 cpl higher over the year.

In Darwin, the average ULP price was 234.5 cpl, 51.7 cpl higher than the previous month and 52.9 cpl higher over the year. This was the third highest retail price of the capital cities, which ranged from 227.5 cpl in Perth to 234.8 cpl in Melbourne (Chart 2).

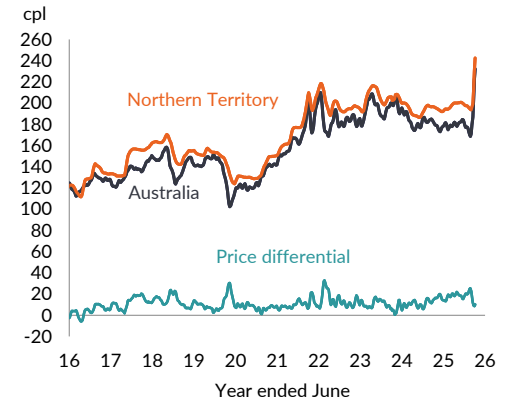
The average TGP for ULP in Darwin was 226.1 cpl, 66.5 cpl higher than the previous month and 57.6 cpl higher over the year. The average TGP nationally was 221.9 cpl, 66.5 cpl higher than the previous month and 57.9 cpl higher over the year.

The monthly average GIRD for ULP in Darwin declined by 14.8 cpl to 8.4 cpl (Chart 3). This was the fourth highest GIRD of the capital cities, which ranged from 5.7 cpl in Perth to 13 cpl in Sydney. The national average GIRD for ULP declined by 13.2 cpl to 10.4 cpl in the month.

ACCC fuel price monitoring

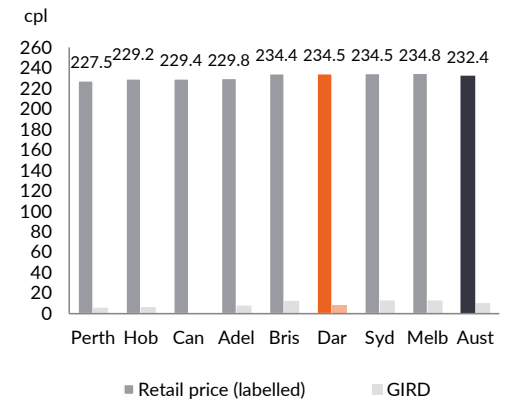
The ACCC released its Report on the Australian Petroleum Market for the December quarter 2025 on 6 March 2026. The Report can be accessed [here](#). The Report shows that the Darwin average ULP price was 185.9 cpl, 5.5 cpl higher than the average of the five largest capital cities (Sydney, Melbourne, Brisbane, Adelaide and Perth).

Chart 1: Retail unleaded petrol price (monthly average)



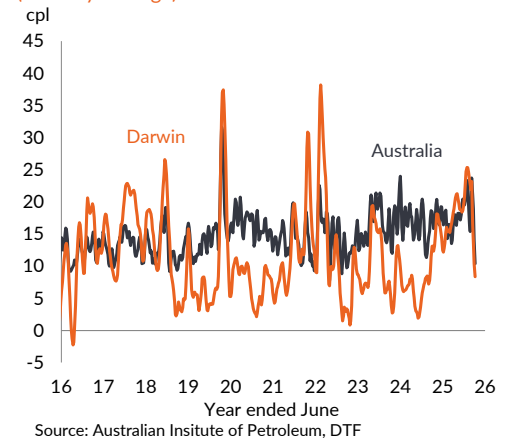
Source: Australian Institute of Petroleum, DTF

Chart 2: Retail ULP price and gross indicative retail difference (monthly average)



*No fuel import terminal in Canberra
Source: Australian Institute of Petroleum, DTF

Chart 3: ULP gross indicative retail difference (monthly average)



Source: Australian Institute of Petroleum, DTF

Diesel

The monthly average retail price of diesel across the Territory was 279.8 cpl. This was an increase of 72.3 cpl from the previous month and 71.6 cpl higher over the year (Chart 4). The monthly average retail diesel price across Australia was 275.4 cpl, an increase of 90.9 cpl from the previous month and 87.5 cpl higher over the year.

	Average retail diesel price, cpl	Monthly change, cpl	Year-ended change, cpl
Darwin	274.7	↑87.6	↑88.7
Regional average ¹	287.1	↑47.9	↑44.7
Northern Territory average ¹	279.8	↑72.3	↑71.6
Australia average ¹	275.4	↑90.9	↑87.5

1 weighted average

Darwin recorded a monthly average retail diesel price of 274.7 cpl, 87.6 cpl higher than the previous month and 88.7 cpl higher over the year. Darwin had the fourth highest retail price of the capital cities, which ranged from 271.0 cpl in Perth to 275.4 cpl in Brisbane (Chart 5).

The TGP for diesel in Darwin was 279.9 cpl, 109.7 cpl higher than last month and 107.2 cpl higher over the year. Darwin's average GIRD for diesel declined by 22.1 cpl to -5.3 cpl (Chart 6). This was the lowest of the capital cities, which otherwise ranged from -4.4 cpl in Brisbane to -0.7 cpl in Melbourne.

Brent crude oil

The monthly average spot price of Brent crude oil in March 2026 was \$147.45 per barrel in Australian dollar terms (Chart 7). This was an increase of 42.4% in the month and an increase of 30.1% over the year.

	Average spot price (per barrel)	Monthly change (%)	Year-ended change (%)
Brent crude \$US	103.07	↑40.7	↑44.3
Brent crude \$AU	147.45	↑42.4	↑30.1

Chart 7: Brent crude oil prices (monthly average)

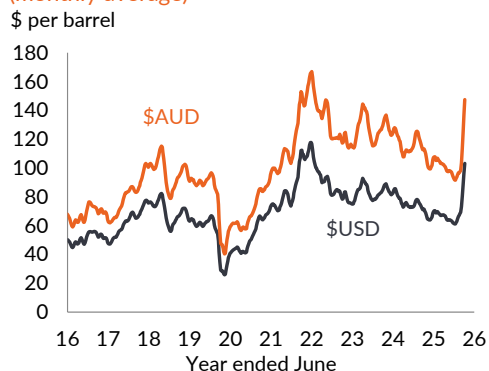


Chart 4: Retail diesel price (monthly average)

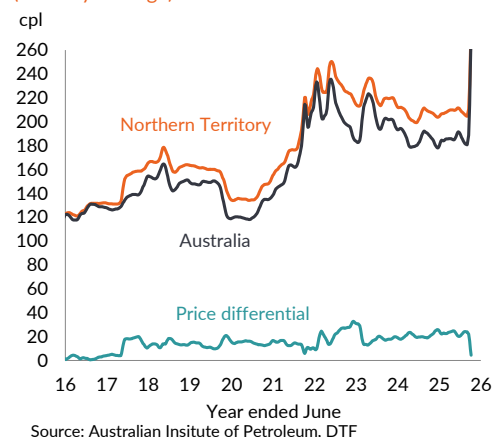


Chart 5: Diesel price (monthly average)

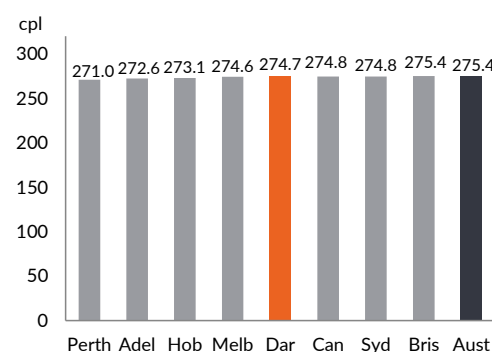


Chart 6: Diesel gross indicative retail difference (monthly average)

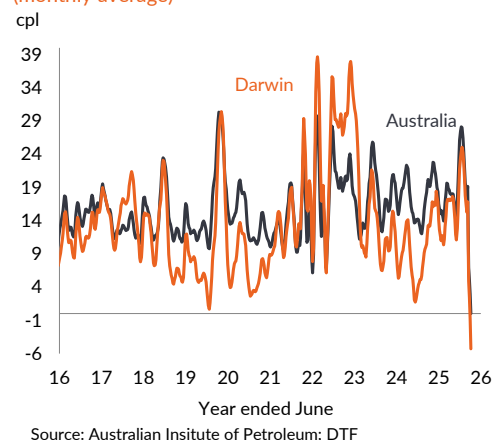


Table 1: Monthly average fuel prices

	Monthly average			Change (cpl)	
	Mar 25	Feb 26	Mar 26	Monthly ¹	Year-ended ²
Unleaded petrol					
Retail price					
Northern Territory	196.4	196.3	242.5	46.2	46.1
- Darwin	181.6	182.8	234.5	51.7	52.9
- Alice Springs	244.9	242.1	274.5	32.4	29.6
- Katherine	211.5	205.7	236.3	30.6	24.8
- Tennant Creek	222.5	216.0	243.6	27.6	21.1
Australia	181.5	179.2	232.4	53.2	50.9
Terminal gate price³					
Darwin	168.5	159.6	226.1	66.5	57.6
Australia	164.0	155.4	221.9	66.5	57.9
Gross indicative retail difference (GIRD)⁴					
Darwin	13.1	23.2	8.4	-14.8	-4.7
Australia	17.5	23.7	10.5	-13.2	-7.0
Retail price differential from Australia					
Northern Territory	14.9	17.1	10.1	-7.0	-4.8
- Darwin	0.1	3.6	2.1	-1.5	2.0
Diesel					
Retail price					
Northern Territory	208.2	207.5	279.8	72.3	71.6
- Darwin	186.0	187.1	274.7	87.6	88.7
- Regional average*	242.4	239.2	287.1	47.9	44.7
Australia	187.9	184.5	275.4	90.9	87.5
Terminal gate price³					
Darwin	172.7	170.2	279.9	109.7	107.2
Australia	168.1	165.4	275.3	109.9	107.2
Gross indicative retail difference (GIRD)⁴					
Darwin	13.3	16.8	-5.3	-22.1	-18.6
Australia	19.8	19.2	0.1	-19.1	-19.7
Retail price differential from Australia					
Northern Territory	20.3	23.0	4.4	-18.6	-15.9
- Darwin	-1.9	2.6	-0.7	-3.3	1.2

Table 2 - Monthly average crude oil prices

	Monthly average			Change (%)	
	Mar 25	Feb 26	Mar 26	Monthly ¹	Year-ended ²
Brent spot price in \$US per barrel	71.41	73.23	103.07	40.7	44.3
Brent spot price in \$AU per barrel	113.36	103.53	147.45	42.4	30.1

n.p.: not published

1 Compares the average of the last four weeks with the average of the corresponding four weeks of the previous month.

2 Compares the average of the last four weeks with the average of the corresponding four weeks of the previous year.

3 Terminal gate prices (TGP) are the published daily spot prices at which fuel can be purchased from the fuel import or refinery terminal and provide an indication of the actual wholesale price of fuel. The largest component of the TGP is the price of crude oil, followed by the Commonwealth Government's fuel excise and goods and services tax.

4 Gross indicative retail differences (GIRD) are equal to the monthly average retail price less the monthly average TGP and are used as a broad indication of gross retail fuel margins.

* AIP does not report on diesel prices for Alice Springs, Katherine and Tennant Creek.

Source: Department of Treasury and Finance, Australian Institute of Petroleum, Reserve Bank of Australia, Investing.com AU

Term	Definition
Gross Indicative Retail Differences (GIRDs)	Gross indicative retail differences are the average retail price less the published terminal gate prices and are used as an indication of gross retail margins.
Terminal Gate Price (TGP)	Terminal gate price is the wholesale price for the bulk supply of a petroleum product.

Caution is advised when using monthly data for the Territory, as it is often derived from small samples and can be highly volatile. Although due care has been exercised in preparing this material, no responsibility is accepted for any errors or omission.

More information

Economic Group | Department of Treasury and Finance

P: 08 8999 6718 | E: economics.dtf@nt.gov.au | W: nteconomy.nt.gov.au