

Construction work done

December quarter 2024 | Economic brief

Construction work done	NT	Aust
Change in the quarter (seasonally adjusted)	↑6.9%	↑0.5%
Change in the quarter (trend)	↑4.9%	↑1.2%
Year-ended change (seasonally adjusted)	↑4.7%	↑1.8%
Year-ended change (trend)	↑11.2%	↑3.1%

In the December quarter 2024, trend construction work done in the Territory increased by 4.9% to \$1.0 billion. This was due to an increase of 9.9% in engineering work done to \$701 million, partly offset by a decrease of 5.2% in building work done to \$300 million (Chart 1). Nationally, the trend value of construction work done increased by 1.2%.

The trend value of construction work done in the Territory increased 11.2% over the year to the December quarter 2024, the strongest result of the jurisdictions. Other jurisdictions ranged from a decrease of 11.6% in the Australian Capital Territory to an increase of 9.3% in Western Australia (Chart 2). Nationally, the trend value of total construction work done increased by 3.1% over the year.

Engineering work done

The value of engineering work done in the Territory increased by 22.5% compared to the December quarter 2023 in trend terms. The Territory experienced a period of very significant engineering construction activity from 2013 to 2018 associated with the globally significant Ichthys LNG project. Given that the Territory is a small open economy, major projects have a very large impact on headline construction indicators.

Building work done

The value of building work done in the Territory declined by 8.4% compared to December quarter 2023 in trend terms.

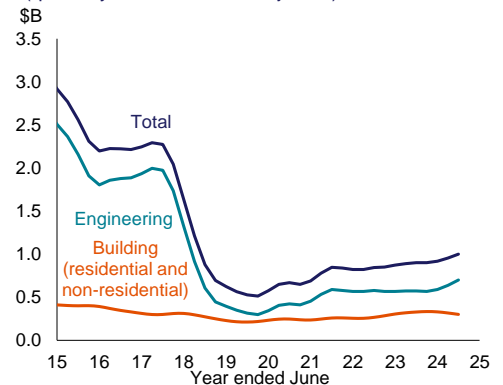
Residential building work done

In original terms, the value of residential building work done increased by 9.9% to \$88 million over the year to the December quarter 2024 (Chart 3). This reflects an increase of 25.1% in alterations and additions and an increase of 98.7% in new units and townhouses (new other residential), partly offset by a decline of 4.9% in new houses.

Non-residential building work done

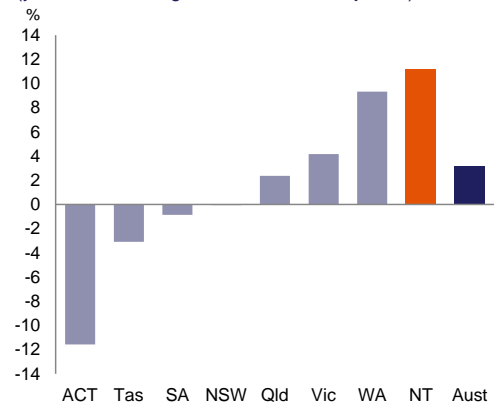
In original terms, the value of non-residential building work done in the Territory declined by 15.9% over the year to the December quarter 2024 to \$233 million. This reflects a decline of 21.6% in private sector work done to \$58 million, and a decline of 13.8% in public sector work done to \$175 million.

Chart 1: Territory construction work done (quarterly, trend, inflation adjusted)



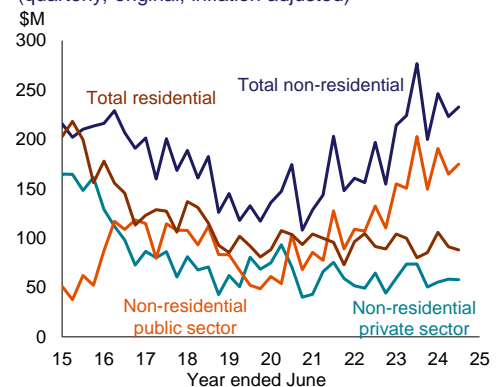
Source: Department of Treasury and Finance; ABS Cat. No. 8755.0

Chart 2: Construction work done (year-ended change, trend, inflation adjusted)



Source: Department of Treasury and Finance; ABS Cat. No. 8755.0

Chart 3: Territory building work done (quarterly, original, inflation adjusted)



Source: Department of Treasury and Finance; ABS Cat. No. 8755.0

Table 1: Construction work done (\$M, chain volume)

	Period				Change		
	Dec qtr 23	Sep qtr 24	Dec qtr 24	Year to date	Quarterly ¹	Year-ended ²	Year-average ³
Northern Territory							
Total construction							
Original	996	941	1 034	3 723	n.p.	3.9%	5.0%
Seasonally adjusted	961	940	1 005	3 730	6.9%	4.7%	
Trend	900	954	1 001	3 774	4.9%	11.2%	
Building							
Original	357	314	321	1 272	n.p.	-10.1%	2.4%
Residential	80	91	88	370	n.p.	9.9%	-0.8%
- new houses	48	48	45	195	n.p.	-4.9%	-17.3%
- new other residential	3	9	6	27	n.p.	98.7%	2.8%
- alterations and additions	29	34	37	148	n.p.	25.1%	33.8%
Non-residential	277	223	233	902	n.p.	-15.9%	3.7%
- public sector	203	165	175	680	n.p.	-13.8%	9.9%
- private sector	74	58	58	222	n.p.	-21.6%	-11.5%
Seasonally adjusted	322	314	292	1 278	-7.0%	-9.3%	
Trend	328	317	300	1 280	-5.2%	-8.4%	
Engineering							
Original	639	627	714	2 452	n.p.	11.7%	6.4%
Seasonally adjusted	639	627	714	2 452	13.9%	11.7%	
Trend	572	637	701	2 494	9.9%	22.5%	
Australia							
Total construction							
Original	73 754	74 378	75 002	290 970	n.p.	1.7%	2.7%
Seasonally adjusted	72 645	73 571	73 937	291 095	0.5%	1.8%	
Trend	71 817	73 163	74 077	291 689	1.2%	3.1%	

1 Compares the latest quarter with the previous quarter.

2 Compares the latest quarter with the same quarter last year.

3 Compares the 4 quarters up to and including the latest quarter with the previous 4 quarter period.

Caution is advised when using original quarterly data for the Territory, which is often derived from small samples and highly volatile.

n.p.: not published

Source: Department of Treasury and Finance, ABS Cat. No. 8755.0.

Term	Definition
Building	A rigid, fixed and permanent structure which has a roof.
Residential building	Buildings that contain one or more dwellings, intended for the provision of long-term accommodation.
Non-residential building	Building either classified as a commercial building, industrial building and other non-residential building.
Commercial building	Buildings primarily occupied with or engaged in commercial trade or work intended for commercial trade, including buildings used primarily for retail and wholesale trade, office and transport activities.
Industrial building	Buildings used for warehousing, primary production and the production and assembly activities of industrial or manufacturing processes.
Other non-residential building	Non-residential buildings for the provision of education, religious worship or other religious activities, aged and health care, recreation, entertainment, or commercial temporary accommodation.
Engineering construction	Any construction that does not have a roof.

Caution is advised when using data for the Territory, as it is often derived from small samples and can be highly volatile. Although all due care has been exercised in preparing this material, no responsibility is accepted for any errors or omission.

[Construction Work Done, Australia, Preliminary | Australian Bureau of Statistics \(abs.gov.au\)](#)

This release includes preliminary estimates of the value of construction work down. More detailed construction information will be available in the building activity and engineering construction activity, June quarter 2024 releases.

More information

Economic Group | Department of Treasury and Finance
P: 08 8999 6718 | E: economics.dtf@nt.gov.au | W: nteconomy.nt.gov.au