

Internet job vacancy report

June 2024 | Economic brief

The Commonwealth Jobs and Skills Australia (JSA) Vacancy Report is based on a count of newly lodged online job advertisements on a variety of job search websites. Unless stated otherwise, all data are reported in trend terms.

Internet vacancies (trend)	NT	Aust
Monthly change	↓ 1.7%	↓ 1.6%
Annual change	↓ 7.6%	↓ 18.2%

Monthly change

In June 2024, the number of internet job vacancies in the Territory decreased by 1.7% to 3,081. All categories reported decreases in the month, with the largest being 'machinery operators and drivers' (down by 2.5%) and 'community and personal services' (down by 2.2%) (Chart 1).

All jurisdictions reported monthly decreases in internet job vacancies, with the Territory reporting the equal fourth smallest decline, alongside New South Wales. Decreases ranged from 3.5% in Tasmania to 0.4% in Queensland. Nationally, the number of job vacancies decreased by 1.6% to 230,686.

Annual change

In annual terms, the number of job vacancies in the Territory decreased by 7.6%. All categories reported decreases through the year, with the largest being 'professionals' (down by 14.1%) and 'labourers' (down by 7.2%). The Territory reported the second smallest decline of the jurisdictions, which ranged from a decrease of 25.3% in Victoria to a decrease of 5.1% in Tasmania. Nationally, the number of vacancies decreased by 18.2% (Chart 2).

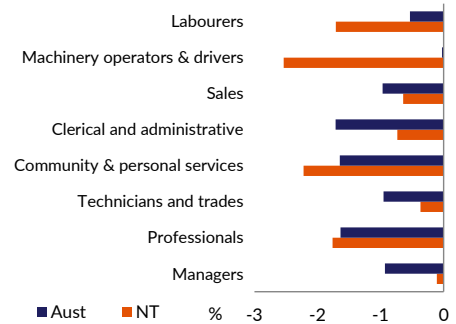
Regional vacancies (original)

JSA only reports regional vacancy data in original terms, which can be volatile on a month-to-month basis. The Department of Treasury and Finance aggregates the data to a three month moving average to smooth some of this volatility, though seasonal variations will remain.

In June 2024, the number of job vacancies in the Darwin region decreased by 3.5% to 2,206 (compared with May 2024) (Chart 3), with 'machinery operators and drivers' (down by 7.1%) and 'community and personal service workers' (down by 6.9%) reporting the largest decreases. In annual terms, Darwin job vacancies decreased by 2.9%.

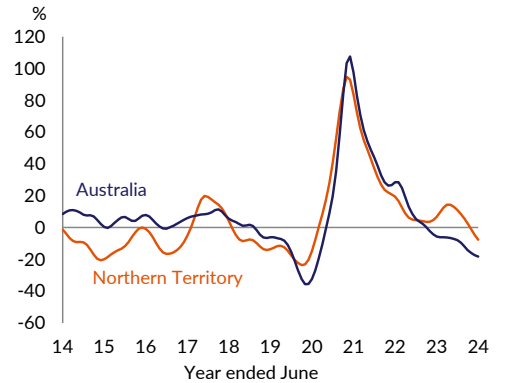
The number of vacancies across regional Northern Territory in the month decreased by 5.6% to 991, with labourers (down by 11.1%) and 'community and personal service workers' (down by 10.3%) reporting the largest decreases. In annual terms, the number of regional job vacancies increased by 2.4%.

Chart 1: Internet job vacancies by industry



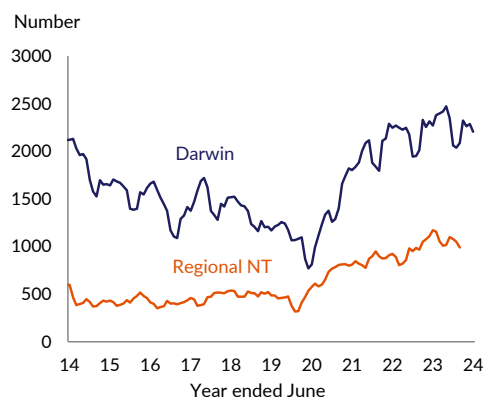
Source: Department of Treasury and Finance; Jobs and Skills Australia, Vacancy Report

Chart 2: Internet job vacancies (annual % change, trend)



Source: Department of Treasury and Finance; Jobs and Skills Australia, Vacancy Report

Chart 3: Regional job vacancies (three month moving average, original)



Source: Department of Treasury and Finance; Jobs and Skills Australia, Vacancy Report

Table 1: Internet job vacancy report

	Period			Change	
	Jun 23	May 24	Jun 24	Monthly ¹	Annual ²
Northern Territory					
Number					
Trend	3 333	3 134	3 081	-1.7%	-7.6%
- managers	372	372	372	-0.1%	-0.2%
- professionals	1 114	974	957	-1.8%	-14.1%
- technicians and trades	481	461	459	-0.4%	-4.7%
- community and personal services	344	349	342	-2.2%	-0.9%
- clerical and administrative	455	454	451	-0.7%	-1.0%
- sales	189	181	179	-0.6%	-4.8%
- machinery operators and drivers	200	196	191	-2.5%	-4.5%
- labourers	181	171	168	-1.7%	-7.2%
Northern Territory regions					
Number					
Original					
- Darwin*	2 272	2 287	2 206	-3.5%	-2.9%
- Regional NT*	968	1 050	991	-5.6%	2.4%
Australia					
Number					
Trend	282 059	234 452	230 686	-1.6%	-18.2%
- managers	31 784	27 800	27 541	-0.9%	-13.3%
- professionals	84 425	68 174	67 058	-1.6%	-20.6%
- technicians and trades	38 470	32 121	31 815	-1.0%	-17.3%
- community and personal services	31 202	25 628	25 206	-1.6%	-19.2%
- clerical and administrative	42 617	35 790	35 176	-1.7%	-17.5%
- sales	20 810	18 484	18 305	-1.0%	-12.0%
- machinery operators and drivers	14 978	12 516	12 512	0.0%	-16.5%
- labourers	17 849	14 200	14 124	-0.5%	-20.9%

1 Compares the latest month with the previous month.

2 Compares the latest month with the same month last year.

* Three month moving average.

Source: Jobs and Skills Australia, Vacancy Report.

Caution is advised when using monthly data for the Territory, as it is often derived from small samples and can be highly volatile. Although due care has been exercised in preparing this material, no responsibility is accepted for any errors or omission.

JSA advises the sum of the categories in trend terms may not equal the reported total due to the methodology behind the trend data series.

[Internet Vacancy Index | Jobs and Skills Australia \(jobsandskills.gov.au\)](https://jobsandskills.gov.au)

More information

Economic Group | Department of Treasury and Finance

P: 08 8999 6718 | E: economics.dtf@nt.gov.au | W: nteconomy.nt.gov.au