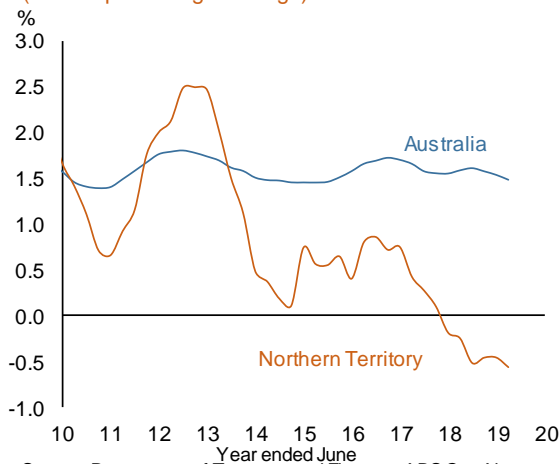


# Population

September quarter 2019

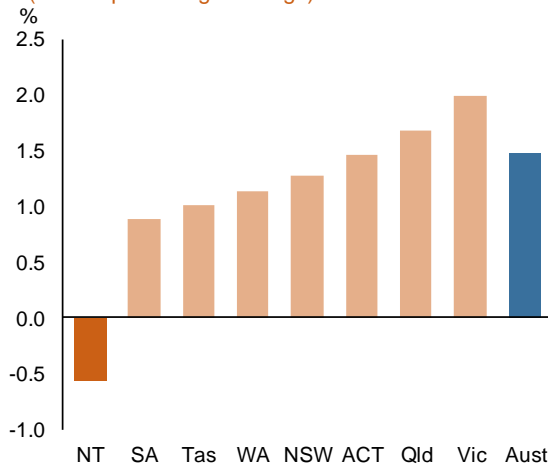
Released: 19 March 2020 | Next release: 18 June 2020

Chart 1: Population growth (annual percentage change)



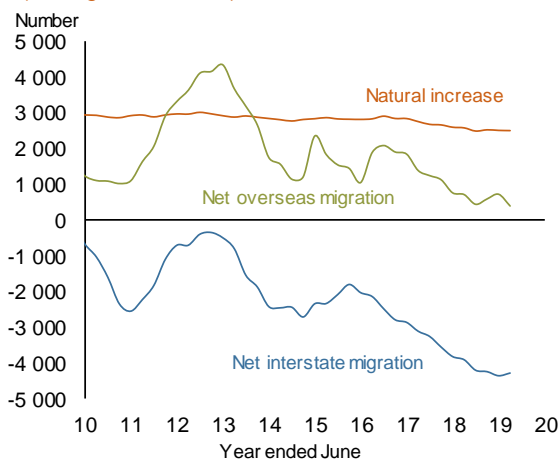
Source: Department of Treasury and Finance, ABS Cat. No. 3101.0

Chart 2: Population growth (annual percentage change)



Source: Department of Treasury and Finance; ABS Cat. No. 3101.0

Chart 3: Territory population components (moving annual total)



Source: Department of Treasury and Finance; ABS Cat. No. 3101.0

## Estimated resident population

	NT	Aust
Annual change	↓0.6%	↑1.5%
Estimated resident population	245 562	25.5M

The Territory's estimated resident population (ERP) decreased by 0.1 per cent in the September quarter 2019. Natural increase (+580 persons) positively contributed to the Territory's population, while net interstate migration (-669 persons) and net overseas migration (-278 persons) detracted from the population in the quarter. Nationally, ERP grew by 0.4 per cent over the same period.

In annual terms, the Territory population declined by 0.6 per cent, while nationally, the population increased by 1.5 per cent (Chart 1). In other jurisdictions, annual population growth ranged from 0.9 per cent in South Australia to 2.0 per cent in Victoria (Chart 2).

## Net interstate migration

Net interstate migration in the Territory is highly volatile, reflecting the relatively young and transient nature of the Territory's population.

In the September quarter 2019, net interstate migration detracted 669 persons from the population, with 3058 arrivals offset by 3727 departures. In the year to September 2019, the Territory recorded a net loss of 4295 persons to other jurisdictions, a 9.6 per cent greater loss than the previous year.

## Net overseas migration

In the September quarter 2019, the Territory recorded a negative net overseas migration of 278 persons. Nationally, net overseas migration was 66 281 persons in the September quarter 2019.

In the year to September 2019, net overseas migration in the Territory was 389, down from 709 in the year to September 2018 (Chart 3). Nationally, net overseas migration decreased by 4.2 per cent to 232 055 in the year to September 2019.

## Natural increase

In the September quarter 2019, the Territory recorded a positive natural increase of 580 persons, comprising 830 births and 250 deaths.

In the year to September 2019, natural increase contributed 2518 persons to the Territory's population, down by 3.0 per cent from the previous year. This largely reflects a decline in the number of births, partially offset by a decrease in the number of deaths over the year.

# Population September quarter 2019

Table 1: Estimated resident population and components

	Period				Change		
	Sep qtr 2018	Jun qtr 2019	Sep qtr 2019	Year to date	Quarterly <sup>1</sup>	Annual <sup>2</sup>	Year-on-year <sup>3</sup>
<b>Northern Territory</b>							
<i>Original</i>							
Population growth	- 108	434	- 367	- 1 388			
Natural increase	586	702	580	2 518	-17.4%	-1.0%	-3.0%
– births	873	994	830	3 652	-16.5%	-4.9%	-2.5%
– deaths	287	292	250	1 134	-14.4%	-12.9%	-1.2%
Net migration							
– overseas	51	682	- 278	389	140.8%	645.1%	-45.1%
– interstate	- 745	- 950	- 669	- 4 295	29.6%	10.2%	-9.6%
Total population	246 950	245 929	245 562	n.a.	-0.1%	-0.6%	-0.5%
<b>Australia</b>							
<i>Original</i>							
Population growth	110 321	75 551	98 545	371 107			
Natural increase	36 493	40 676	32 264	139 052	-20.7%	-11.6%	-6.6%
– births	77 541	81 675	78 030	304 370	-4.5%	0.6%	0.0%
– deaths	41 048	40 999	45 766	165 318	11.6%	11.5%	6.3%
Net migration	73 828	34 875	66 281	232 055	90.1%	-10.2%	-4.2%
Total population	25 093 009	25 365 571	25 464 116	n.a.	0.4%	1.5%	1.5%

n.a. not applicable

1 Compares the latest quarter with the previous quarter.

2 Compares the latest quarter with the same quarter last year.

3 Compares the 4 quarters up to and including the latest quarter with the previous 4 quarter period.

Source: Department of Treasury and Finance; ABS Cat. No. 3101.0

Caution is advised when using data for the Territory, which is often highly volatile.

Although all due care has been exercised in the preparation of this material, no responsibility is accepted for any errors or omission.

## More information:

Economic Group | Department of Treasury and Finance

P: 08 8999 6801 | E: [economics.dtf@nt.gov.au](mailto:economics.dtf@nt.gov.au) | W: <https://nteconomy.nt.gov.au/>