

Fuel prices

December 2025 | Economic brief

The following information is sourced from the Australian Institute of Petroleum (AIP) and the Australian Competition and Consumer Commission (ACCC).

The reported monthly average price for December 2025 is calculated as the average price in cents per litre (cpl) for the four weeks ending 28 December 2025 unless otherwise stated.

Gross indicative retail differences (GIRDs) are the average retail price less the published terminal gate prices (TGP) and are used as an indication of gross retail margins.

Unleaded (ULP)

	Average retail ULP price, cpl	Monthly change, cpl	Year-ended change, cpl
Darwin	185.4	↓2.4	↑11.4
Alice Springs	244.0	↓1.4	↓2.6
Katherine	206.1	↓1.9	↑4.9
Tennant Creek	n.p.	n.p.	n.p.
Northern Territory average ¹	198.7	↓2.1	↑8.2
Australia average ¹	181.8	↓0.4	↓2.7

n.p.: not published
1 weighted average

The average retail price of ULP in the Territory was 198.7 cpl, 2.1 cpl lower than the previous month and 8.2 cpl higher over the year (Chart 1). Nationally, the average retail price of ULP was 181.8 cpl, 0.4 cpl lower than the previous month and 2.7 cpl lower over the year.

In Darwin, the average ULP price was 185.4 cpl, 2.4 cpl lower than the previous month and 11.4 cpl higher over the year. This was the fourth lowest retail price of the capital cities, which ranged from 172.4 cpl in Adelaide to 188.3 cpl in Brisbane (Chart 2).

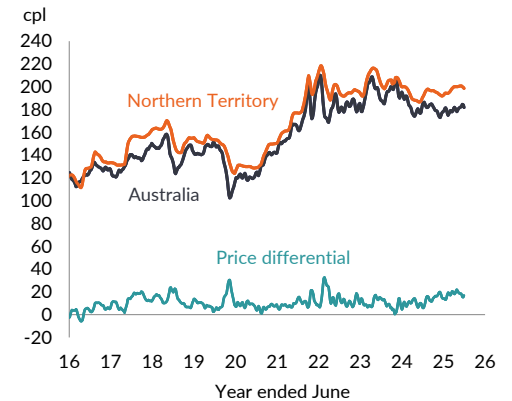
The average TGP for ULP in Darwin was 166.0 cpl, 3.0 cpl lower than the previous month and 3.1 cpl lower over the year. The average TGP nationally was 161.9 cpl, 3.1 cpl lower than the previous month and 2.9 cpl lower over the year.

The monthly average GIRD for ULP in Darwin increased by 0.6 cpl to 19.4 cpl (Chart 3). This was the fourth highest GIRD of the capital cities, which ranged from 10.8 cpl in Adelaide to 26.3 cpl in Brisbane. The national average GIRD for ULP increased by 2.6 cpl to 19.8 cpl in the month.

ACCC fuel price monitoring

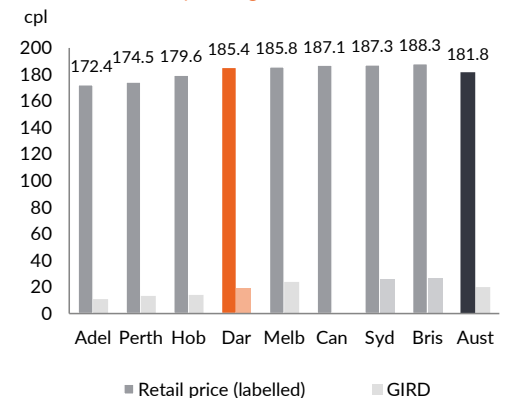
The ACCC released its Report on the Australian Petroleum Market for the September quarter 2025 on 10 December 2025. The Report can be accessed [here](#). The Report shows that the Darwin average ULP price was 182.5 cpl, 3.7 cpl higher than the average of the five largest capital cities (Sydney, Melbourne, Brisbane, Adelaide and Perth).

Chart 1: Retail unleaded petrol price (monthly average)



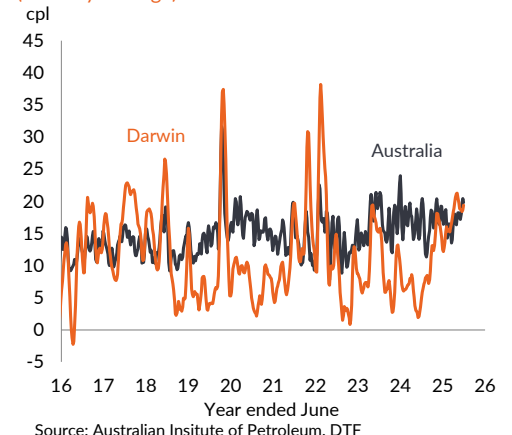
Source: Australian Institute of Petroleum, DTF

Chart 2: Retail ULP price and gross indicative retail difference (monthly average)



*No fuel import terminal in Canberra
Source: Australian Institute of Petroleum, DTF

Chart 3: ULP gross indicative retail difference (monthly average)



Source: Australian Institute of Petroleum, DTF

Diesel

The monthly average retail price of diesel across the Territory was 210.1 cpl. This was a decline of 0.8 cpl from the previous month and 8.5 cpl higher over the year (Chart 4). The monthly average retail diesel price across Australia was 189.8 cpl, an increase of 0.3 cpl from the previous month and 7.8 cpl higher over the year.

	Average retail diesel price, cpl	Monthly change, cpl	Year-ended change, cpl
Darwin	189.9	↓0.7	↑13.4
Regional average ¹	241.4	↓1.0	↑1.0
Northern Territory average ¹	210.1	↓0.8	↑8.5
Australia average ¹	189.8	↑0.3	↑7.8

1 weighted average

Darwin recorded a monthly average retail diesel price of 189.9 cpl, 0.7 cpl lower than the previous month and 13.4 cpl higher over the year. Darwin had the fourth lowest retail price of the capital cities, which ranged from 184.7 cpl in Perth to 201.6 cpl in Canberra (Chart 5).

The TGP for diesel in Darwin was 168.1 cpl, 11.3 cpl lower than last month and 4.6 cpl lower over the year. Darwin's average GIRD for diesel increased by 10.7 cpl to 21.8 cpl (Chart 6). This was the second lowest of the capital cities, which ranged from 21.1 cpl in Adelaide to 29.2 cpl in Brisbane.

Brent crude oil

The monthly average spot price of Brent crude oil in December 2025 was \$92.86 per barrel in Australian dollar terms (Chart 7). This was a decline of 4.9% in the month and a decline of 19.3% over the year.

	Average spot price (per barrel)	Monthly change (%)	Year-ended change (%)
Brent crude \$US	61.56	↓3.1	↓15.6
Brent crude \$AU	92.86	↓4.9	↓19.3

Chart 7: Brent crude oil prices (monthly average)

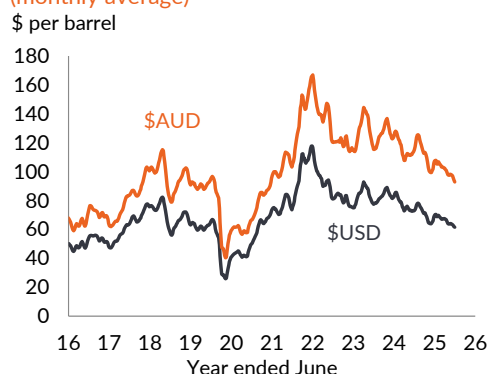


Chart 4: Retail diesel price (monthly average)

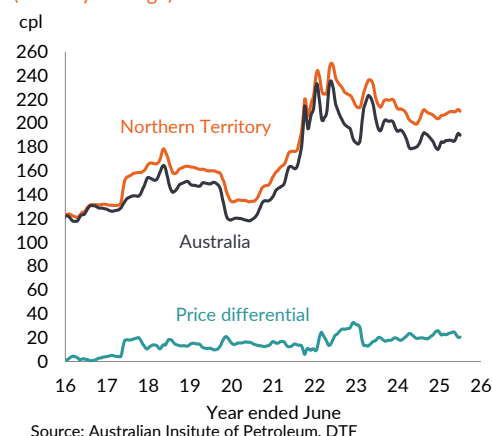


Chart 5: Diesel price and gross indicative retail difference (monthly average)

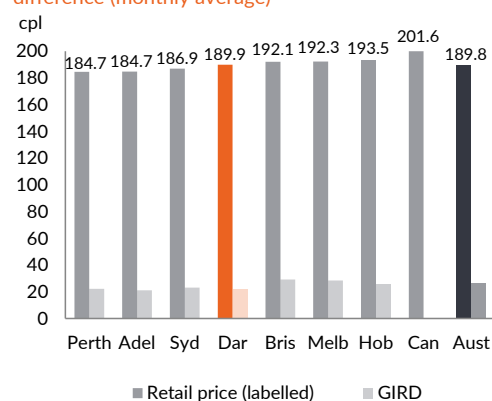


Chart 6: Diesel gross indicative retail difference (monthly average)

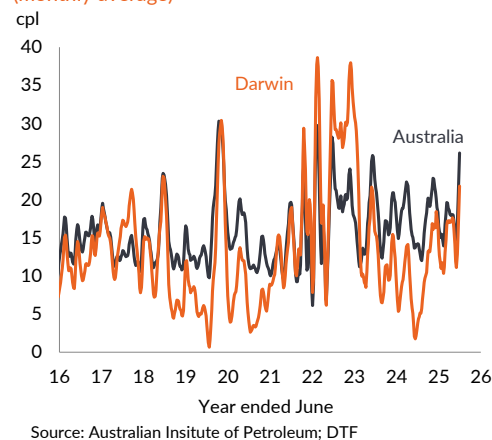


Table 1: Monthly average fuel prices

	Monthly average			Change (cpl)	
	Dec 24	Nov 25	Dec 25	Monthly ¹	Year-ended ²
Unleaded petrol					
Retail price					
Northern Territory	190.5	200.8	198.7	-2.1	8.2
- Darwin	174.0	187.8	185.4	-2.4	11.4
- Alice Springs	246.6	245.4	244.0	-1.4	-2.6
- Katherine	201.2	208.0	206.1	-1.9	4.9
- Tennant Creek	221.0	223.0	n.p.		
Australia	184.5	182.2	181.8	-0.4	-2.7
Terminal gate price³					
Darwin	169.1	169.0	166.0	-3.0	-3.1
Australia	164.8	165.0	161.9	-3.1	-2.9
Gross indicative retail difference (GIRD)⁴					
Darwin	5.0	18.8	19.4	0.6	14.4
Australia	19.7	17.2	19.8	2.6	0.1
Retail price differential from Australia					
Northern Territory	6.0	18.6	16.9	-1.7	10.9
- Darwin	-10.5	5.6	3.6	-2.0	14.1
Diesel					
Retail price					
Northern Territory	201.6	210.9	210.1	-0.8	8.5
- Darwin	176.5	190.6	189.9	-0.7	13.4
- Regional average*	240.4	242.4	241.4	-1.0	1.0
Australia	182.0	189.5	189.8	0.3	7.8
Terminal gate price³					
Darwin	172.7	179.4	168.1	-11.3	-4.6
Australia	167.8	174.7	163.7	-11.0	-4.1
Gross indicative retail difference (GIRD)⁴					
Darwin	3.8	11.1	21.8	10.7	18.0
Australia	14.2	14.7	26.1	11.4	11.9
Retail price differential from Australia					
Northern Territory	19.6	21.4	20.3	-1.1	0.7
- Darwin	-5.5	1.1	0.1	-1.0	5.6

Table 2 - Monthly average crude oil prices

	Monthly average			Change (%)	
	Dec 24	Nov 25	Dec 25	Monthly ¹	Year-ended ²
Brent spot price in \$US per barrel	72.95	63.53	61.56	-3.1	-15.6
Brent spot price in \$AU per barrel	115.03	97.64	92.86	-4.9	-19.3

n.p.: not published

1 Compares the average of the last four weeks with the average of the corresponding four weeks of the previous month.

2 Compares the average of the last four weeks with the average of the corresponding four weeks of the previous year.

3 Terminal gate prices (TGPs) are the published daily spot prices at which fuel can be purchased from the fuel import or refinery terminal and provide an indication of the actual wholesale price of fuel. The largest component of the TGP is the price of crude oil, followed by the Commonwealth Government's fuel excise and goods and services tax.

4 Gross indicative retail differences (GIRD) are equal to the monthly average retail price less the monthly average TGP and are used as a broad indication of gross retail fuel margins.

* AIP does not report on diesel prices for Alice Springs, Katherine and Tennant Creek.

Source: Department of Treasury and Finance, Australian Institute of Petroleum, Reserve Bank of Australia, Investing.com AU

Term	Definition
Gross Indicative Retail Differences (GIRDs)	Gross indicative retail differences are the average retail price less the published terminal gate prices and are used as an indication of gross retail margins.
Terminal Gate Price (TGP)	Terminal gate price is the wholesale price for the bulk supply of a petroleum product.

Caution is advised when using monthly data for the Territory, as it is often derived from small samples and can be highly volatile. Although due care has been exercised in preparing this material, no responsibility is accepted for any errors or omission.

More information

Economic Group | Department of Treasury and Finance

P: 08 8999 6718 | E: economics.dtf@nt.gov.au | W: nteconomy.nt.gov.au