

Fuel prices

August 2025 | Economic brief

The following information is sourced from the Australian Institute of Petroleum (AIP) and the Australian Competition and Consumer Commission (ACCC).

The reported monthly average price for August 2025 is calculated as the average price in cents per litre (cpl) for the four weeks ending 31 August 2025 unless otherwise stated.

Gross indicative retail differences (GIRDs) are the average retail price less the published terminal gate prices (TGP) and are used as an indication of gross retail margins.

Unleaded (ULP)

	Average retail ULP price, cpl	Monthly change, cpl	Year-ended change, cpl
Darwin	182.6	↑2.6	↑3.9
Alice Springs	244.0	↑2.3	↓7.0
Katherine	204.9	↑1.5	↓5.1
Tennant Creek	219.5	↓0.7	↓11.0
Northern Territory average ¹	196.5	↑2.4	↑1.1
Australia average ¹	179.3	↑2.7	↓4.4

¹ weighted average

The average retail price of ULP in the Territory was 196.5 cpl, 2.4 cpl higher than the previous month and 1.1 cpl higher over the year (Chart 1). Nationally, the average retail price of ULP was 179.3 cpl, 2.7 cpl higher than the previous month, however 4.4 cpl lower over the year.

In Darwin, the average ULP price was 182.6 cpl, 2.6 cpl higher than the previous month and 3.9 cpl higher over the year. This was the third highest retail price of the capital cities, which ranged from 171.4 cpl in Adelaide to 186.7 cpl in Brisbane (Chart 2).

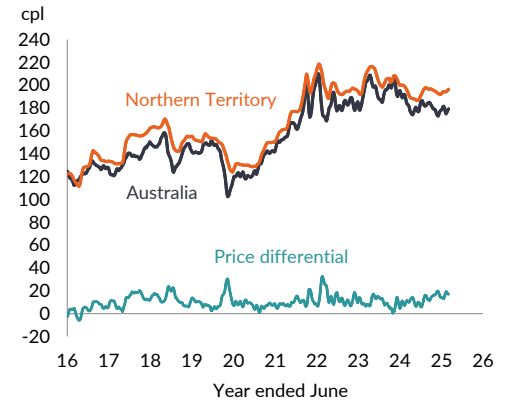
The average TGP for ULP in Darwin was 167.3 cpl, 3.4 cpl higher than the previous month, however 4.4 cpl lower over the year. The average TGP nationally was 163.0 cpl, 3.0 cpl higher than the previous month, however 4.5 cpl lower over the year.

The monthly average GIRD for ULP in Darwin declined by 0.9 cpl to 15.2 cpl (Chart 3). This was the third highest GIRD of the capital cities, which ranged from 8.4 cpl in Adelaide to 23.9 cpl in Brisbane. The national average GIRD for ULP declined by 0.2 cpl to 16.4 cpl in the month.

ACCC fuel price monitoring

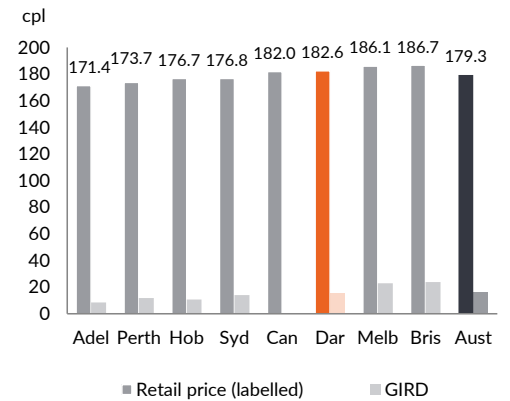
The ACCC released its Report on the Australian Petroleum Market for the March quarter 2025 on 3 June 2025. The Report can be accessed [here](#). The Report shows that the Darwin average ULP price was 181.4 cpl, 0.8 cpl lower than the average of the five largest capital cities (Sydney, Melbourne, Brisbane, Adelaide and Perth).

Chart 1: Retail unleaded petrol price (monthly average)



Source: Australian Institute of Petroleum, DTF

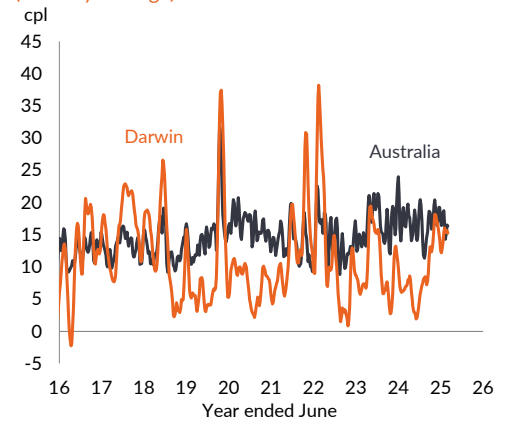
Chart 2: Retail ULP price and gross indicative retail difference (monthly average)



*No fuel import terminal in Canberra

Source: Australian Institute of Petroleum, DTF

Chart 3: ULP gross indicative retail difference (monthly average)



Source: Australian Institute of Petroleum, DTF

Diesel

The monthly average retail price of diesel across the Territory was 208.0 cpl. This was an increase of 1.3 cpl from the previous month, however 1.7 cpl lower over the year (Chart 4). The monthly average retail diesel price across Australia was 185.6 cpl, an increase of 1.8 cpl from the previous month, however 3.9 cpl lower over the year.

	Average retail diesel price, cpl	Monthly change, cpl	Year-ended change, cpl
Darwin	186.7	↑1.9	↑1.6
Regional average ¹	240.9	↑0.4	↓6.9
Northern Territory average ¹	208.0	↑1.3	↓1.7
Australia average ¹	185.6	↑1.8	↓3.9

1 weighted average

Darwin recorded a monthly average retail diesel price of 186.7 cpl, 1.9 cpl higher than the previous month and 1.6 cpl higher over the year. Darwin had the third highest retail price of the capital cities, which ranged from 178.9 cpl in Adelaide to 192.6 cpl in Canberra (Chart 5).

The TGP for diesel in Darwin was 172.0 cpl, 1.6 cpl lower than last month and 2.4 cpl lower over the year. Darwin's average GIRD for diesel increased by 3.5 cpl to 14.7 cpl from the previous month (Chart 6). This was the third highest of the capital cities, which ranged from 11.5 cpl in Adelaide to 19.3 cpl in Brisbane.

Brent crude oil

The monthly average spot price of Brent crude oil in August 2025 was \$103.14 per barrel in Australian dollar terms (Chart 7). This was a decline of 3.5% in the month and a decline of 12.9% over the year.

	Average spot price (per barrel)	Monthly change (%)	Year-ended change (%)
Brent crude \$US	66.99	↓4.0	↓15.1
Brent crude \$AU	103.14	↓3.5	↓12.9

Chart 7: Brent crude oil prices (monthly average)

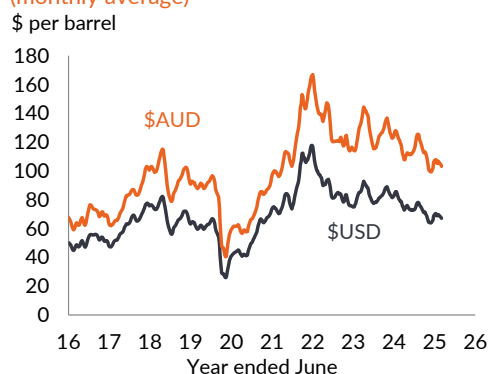


Chart 4: Retail diesel price (monthly average)

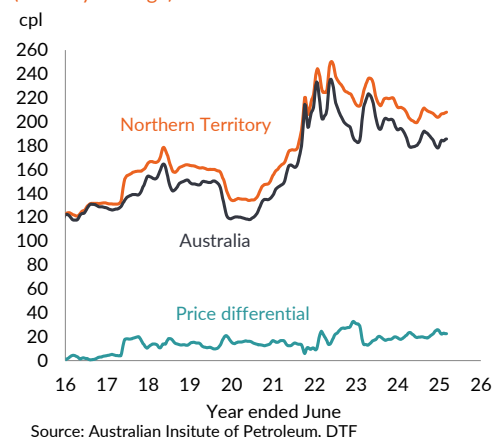


Chart 5: Diesel price and gross indicative retail difference (monthly average)

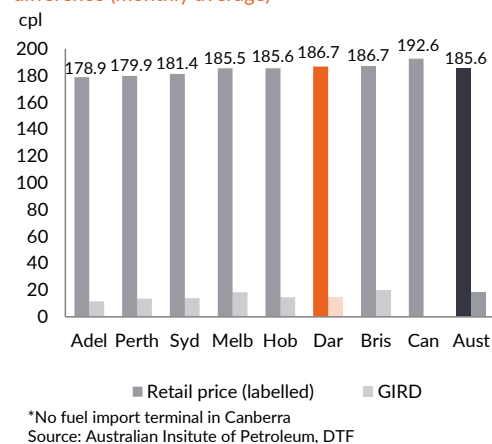


Chart 6: Diesel gross indicative retail difference (monthly average)

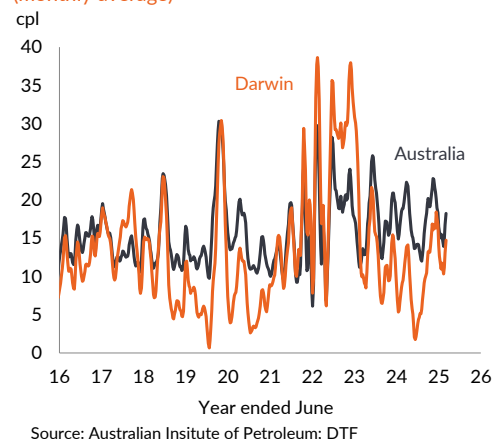


Table 1: Monthly average fuel prices

	Monthly average			Change (cpl)	
	Aug 24	Jul 25	Aug 25	Monthly ¹	Year-ended ²
Unleaded petrol					
Retail price					
Northern Territory	195.4	194.1	196.5	2.4	1.1
- Darwin	178.7	180.0	182.6	2.6	3.9
- Alice Springs	251.0	241.7	244.0	2.3	-7.0
- Katherine	210.0	203.4	204.9	1.5	-5.1
- Tennant Creek	230.5	220.2	219.5	-0.7	-11.0
Australia	183.7	176.6	179.3	2.7	-4.4
Terminal gate price³					
Darwin	171.7	163.9	167.3	3.4	-4.4
Australia	167.5	160.0	163.0	3.0	-4.5
Gross indicative retail difference (GIRD)⁴					
Darwin	7.0	16.1	15.2	-0.9	8.2
Australia	16.2	16.6	16.4	-0.2	0.2
Retail price differential from Australia					
Northern Territory	11.7	17.5	17.2	-0.3	5.5
- Darwin	-5.0	3.4	3.3	-0.1	8.3
Diesel					
Retail price					
Northern Territory	209.7	206.7	208.0	1.3	-1.7
- Darwin	185.1	184.8	186.7	1.9	1.6
- Regional average*	247.8	240.5	240.9	0.4	-6.9
Australia	189.5	183.8	185.6	1.8	-3.9
Terminal gate price³					
Darwin	174.4	173.6	172.0	-1.6	-2.4
Australia	169.8	169.0	167.3	-1.7	-2.5
Gross indicative retail difference (GIRD)⁴					
Darwin	10.6	11.2	14.7	3.5	4.1
Australia	19.7	14.8	18.2	3.4	-1.5
Retail price differential from Australia					
Northern Territory	20.2	22.9	22.4	-0.5	2.2
- Darwin	-4.4	1.0	1.1	0.1	5.5

Table 2 - Monthly average crude oil prices

	Monthly average			Change (%)	
	Aug 24	Jul 25	Aug 25	Monthly ¹	Year-ended ²
Brent spot price in \$US per barrel	78.95	69.80	66.99	-4.0	-15.1
Brent spot price in \$AU per barrel	118.39	106.86	103.14	-3.5	-12.9

1 Compares the average of the last four weeks with the average of the corresponding four weeks of the previous month.

2 Compares the average of the last four weeks with the average of the corresponding four weeks of the previous year.

3 Terminal gate prices (TGPs) are the published daily spot prices at which fuel can be purchased from the fuel import or refinery terminal and provide an indication of the actual wholesale price of fuel. The largest component of the TGP is the price of crude oil, followed by the Commonwealth Government's fuel excise and goods and services tax.

4 Gross indicative retail differences (GIRD) are equal to the monthly average retail price less the monthly average TGP and are used as a broad indication of gross retail fuel margins.

* AIP does not report on diesel prices for Alice Springs, Katherine and Tennant Creek.

Source: Department of Treasury and Finance, Australian Institute of Petroleum, Reserve Bank of Australia, Investing.com AU

Term	Definition
Gross Indicative Retail Differences (GIRDs)	Gross indicative retail differences are the average retail price less the published terminal gate prices and are used as an indication of gross retail margins.
Terminal Gate Price (TGP)	Terminal gate price is the wholesale price for the bulk supply of a petroleum product.

Caution is advised when using monthly data for the Territory, as it is often derived from small samples and can be highly volatile. Although due care has been exercised in preparing this material, no responsibility is accepted for any errors or omission.

More information

Economic Group | Department of Treasury and Finance
P: 08 8999 6718 | E: economics.dtf@nt.gov.au | W: nteconomy.nt.gov.au