

# Internet job vacancy report

December 2024 | Economic brief

The Commonwealth Jobs and Skills Australia (JSA) Internet Job Vacancy Report is based on a count of newly lodged online job on Seek, CareerOne, and Workforce Australia. Unless stated otherwise, all data are reported in trend terms.

Internet vacancies (trend)	NT	Aust
Monthly change	↓0.6%	↓1.9%
Year-ended change	↓6.5%	↓15.6%

## Northern Territory (trend)

Jobs advertised in the Territory declined by 0.6% in December 2024. The largest declines were in the categories of 'managers' (down by 2.4%) and 'technicians and trades' (down by 1.6%), while the largest increases were in the categories of 'labourers' (up by 0.7%) and 'professionals' (up by 0.5%) (Chart 1).

The Territory reported the smallest decline of the jurisdictions, which otherwise ranged from a decline of 2.9% in Victoria to a decline of 0.9% in South Australia. Nationally, the number of new jobs advertised declined by 1.9%.

Jobs advertised in the Territory declined by 6.5% over the year to December 2024. The largest declines were in the categories of 'managers' (down by 19.7%) and 'technicians and trades' and 'machinery operators and drivers' (both down by 11.4%), while the largest increases were in the categories of 'labourers' (up by 6.1%) and 'sales' (up by 3.1%).

The Territory reported the smallest decline of the jurisdictions, which otherwise ranged from a decline of 22.4% in Victoria to a decline of 8.2% in Queensland. Nationally, the number of vacancies declined by 15.6% (Chart 2).

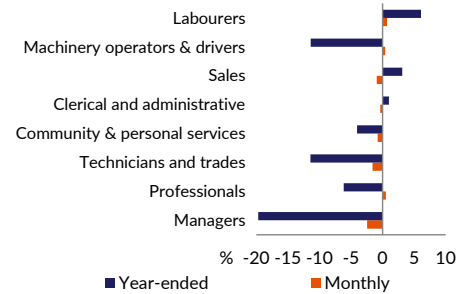
## Northern Territory Regions (original)

JSA reports regional jobs advertised data in original terms, and as a three month moving average, though seasonal variations remain.

Over the year to December 2024, jobs advertised in the Darwin region declined by 1.9% (Chart 3), with 'managers' (down by 23.3%) and 'technicians and trades workers' (down by 9.6%) reporting the largest declines.

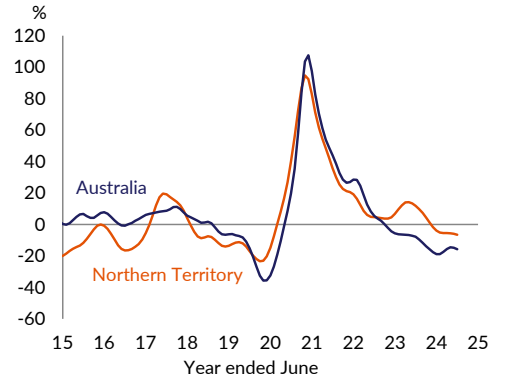
Over the year to December 2024, jobs advertised across regional Northern Territory declined by 8.5%, with 'professionals' (down by 18.5%) and 'managers' (down by 14.1%) reporting the largest declines.

Chart 1: Internet job vacancies by industry (change, trend)



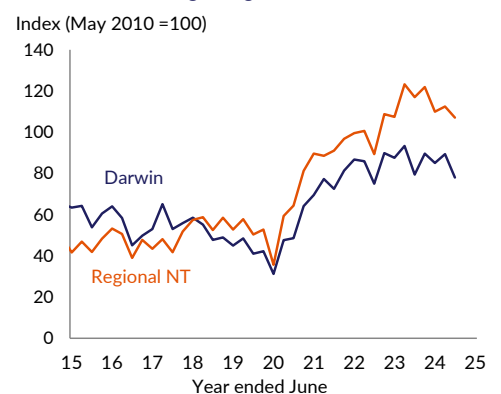
Source: Department of Treasury and Finance; Jobs and Skills Australia, Vacancy Report

Chart 2: Internet job vacancies (year-ended change, trend)



Source: Department of Treasury and Finance; Jobs and Skills Australia, Vacancy Report

Chart 3: Quarterly regional job vacancies index (three month average, original)



Source: Department of Treasury and Finance; Jobs and Skills Australia, Vacancy Report

Table 1: Internet job vacancy report

	Period			Change	
	Dec 23	Nov 24	Dec 24	Monthly <sup>1</sup>	Year-ended <sup>2</sup>
<b>Northern Territory</b>					
Index (Jan 2006 = 100)					
Trend	137.3	129.2	128.4	-0.6%	-6.5%
- managers	189.2	155.7	151.9	-2.4%	-19.7%
- professionals	316.3	295.3	296.8	0.5%	-6.2%
- technicians and trades	118.1	106.3	104.6	-1.6%	-11.4%
- community and personal services	148.8	143.9	142.8	-0.8%	-4.0%
- clerical and administrative	129.4	131.2	130.7	-0.4%	1.0%
- sales	73.3	76.3	75.6	-0.9%	3.1%
- machinery operators and drivers	109.7	96.8	97.2	0.4%	-11.4%
- labourers	40.9	43.1	43.4	0.7%	6.1%
<b>Northern Territory regions</b>					
Index (May 2010 = 100)					
Original					
- Darwin*	79.5	89.6	78.0	n.p.	-1.9%
- Regional NT*	117.0	115.3	107.1	n.p.	-8.5%
<b>Australia</b>					
Index (Jan 2006 = 100)					
Trend	119.7	103.0	101.0	-1.9%	-15.6%
- managers	140.9	124.8	122.9	-1.5%	-12.8%
- professionals	159.0	132.4	130.6	-1.4%	-17.9%
- technicians and trades	144.2	127.9	125.9	-1.6%	-12.7%
- community and personal services	220.6	183.9	180.1	-2.1%	-18.4%
- clerical and administrative	93.4	79.2	77.6	-2.0%	-16.9%
- sales	81.1	71.5	69.9	-2.2%	-13.8%
- machinery operators and drivers	104.5	94.3	93.1	-1.3%	-10.9%
- labourers	52.3	47.8	46.9	-1.9%	-10.3%

n.p.: not published

1 Compares the latest month with the previous month.

2 Compares the latest month with the same month last year.

\* Three month moving average.

Source: Jobs and Skills Australia, Internet Job Vacancy Report.

Term	Definition
Monthly change	Compares the latest month with the previous month
Year-ended change	Compares the latest month with the same month last year
Trend	A trend series is a seasonally adjusted series that has been further adjusted to remove irregular effects and 'smooth' out the series to show the overall 'trend' of the data over time.

The Department of Treasury and Finance has updated the terminology used in the economic brief publications when referencing growth. The table below outlines the changes to terminology. This is a terminology update only and does not impact the definition or growth calculation.

Updated terminology	Prior terminology
Year-ended change	Annual change

Caution is advised when using monthly data for the Territory, as it is often derived from small samples and can be highly volatile. Although due care has been exercised in preparing this material, no responsibility is accepted for any errors or omission.

JSA advises the sum of the categories in trend terms may not equal the reported total due to the methodology behind the trend data series.

[Internet Vacancy Index | Jobs and Skills Australia \(jobsandskills.gov.au\)](https://jobsandskills.gov.au)

## More information

Economic Group | Department of Treasury and Finance  
P: 08 8999 6718 | E: [economics.dtf@nt.gov.au](mailto:economics.dtf@nt.gov.au) | W: [nteconomy.nt.gov.au](http://nteconomy.nt.gov.au)