

Engineering construction activity

September quarter 2023 | Economic brief

Engineering construction work done

Value of engineering work done	NT	Aust
Quarterly change (trend)	↓ 2.2%	↑ 2.6%
Annual change (trend)	↓ 3.6%	↑ 16.2%
Year-on-year change (original)	↓ 1.4%	↑ 14.0%

In the September quarter 2023, the trend value of engineering construction work done in the Territory decreased by 2.2% to \$502.8 million.

In year-on-year terms, the Territory's engineering construction work done decreased by 1.4% to \$2.1 billion (Chart 1). This reflects private sector activity increasing by 10.9% mainly due to work for 'heavy industry' (contributing 21.2 percentage points) and public sector activity decreasing by 3.2% mainly due to work for 'roads, highways and subdivisions' (detracting 12.2 percentage points).

The Territory recorded the only year-on-year decrease of the jurisdictions, which otherwise ranged from an increase of 1.6% in Tasmania to an increase of 22.6% in New South Wales.

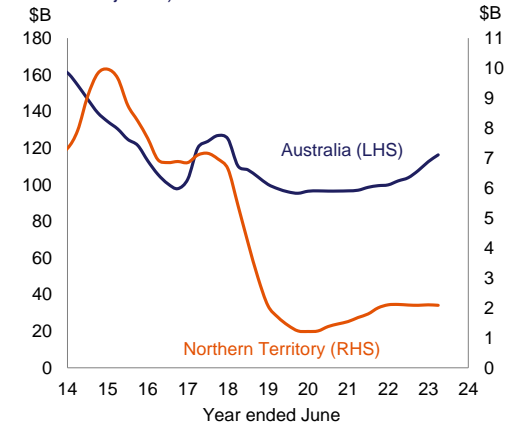
Engineering work commenced

In the September quarter 2023, the value of Territory engineering construction work commenced was \$471 million. Private sector activity comprised 67.6% of the work commenced and was largely related to works for 'heavy industry', with the public sector work commenced largely relating to works for 'roads, highways and subdivisions'.

In year-on-year terms, public sector work commenced increased by 38.5% to \$653.5 million, mainly reflecting increases in work for 'bridges, railways and harbours' (contributing 20.0 percentage points) (Chart 3). Private sector work commenced decreased by 82.1% to \$1.0 billion, mainly reflecting decreases in work for 'heavy industry'.

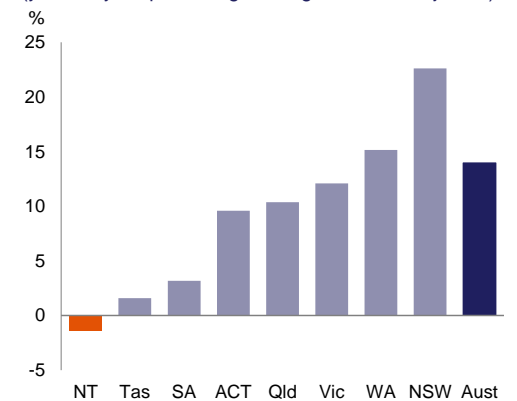
Nationally, the value of engineering work commenced decreased by 0.6% to \$120.3 billion over the same period.

Chart 1: Engineering work done (moving annual total, inflation adjusted)



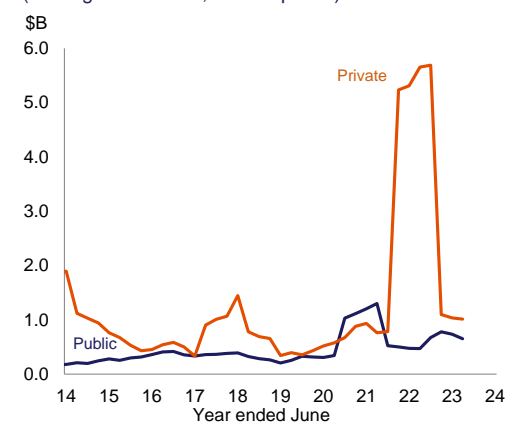
Source: Department of Treasury and Finance, ABS Cat. No. 8762.0

Chart 2: Engineering work done (year-on-year percentage change, inflation adjusted)



Source: Department of Treasury and Finance, ABS Cat. No. 8762.0

Chart 3: Engineering work commenced (moving annual total, current prices)



Source: Department of Treasury and Finance, ABS Cat. No. 8762.0

Table 1: Engineering construction work done (\$M, chain volume)

	Period				Change		
	Sep qtr 22	Jun qtr 23	Sep qtr 23	Year to date	Quarterly ²	Annual ³	Year-on-year ⁴
Northern Territory							
Original	515	530	499	2 085	-5.8%	-3.1%	-1.4%
– public ¹	187	189	199	691	5.2%	6.3%	-3.2%
– private ¹	363	397	358	1 607	-9.7%	-1.2%	10.9%
Seasonally adjusted	515	530	499	2 086	-5.8%	-3.1%	
Trend	521	514	503	2 072	-2.2%	-3.6%	
Australia							
Original	26 144	31 827	29 925	116 260	-6.0%	14.5%	14.0%
– public	11 287	14 638	13 156	51 898	-10.1%	16.6%	15.0%
– private	14 857	17 189	16 769	64 363	-2.4%	12.9%	13.1%
Seasonally adjusted	26 539	29 791	30 344	116 284	1.9%	14.3%	
Trend	26 248	29 702	30 488	116 389	2.6%	16.2%	

Table 2: Engineering work commenced (\$M, original, current prices)

	Period				Change		
	Sep qtr 22	Jun qtr 23	Sep qtr 23	Year to date	Quarterly ²	Annual ³	Year-on-year ⁴
Northern Territory							
Original	578	283	471	1 666	66.2%	-18.5%	-72.8%
– public	234	53	153	653	190.1%	-34.8%	38.5%
– private	344	231	318	1 013	37.9%	-7.5%	-82.1%
Australia							
Original	42 474	27 834	28 309	120 318	1.7%	-33.3%	-0.6%
– public	22 908	11 318	12 695	53 973	12.2%	-44.6%	-6.9%
– private	19 566	16 515	15 613	66 344	-5.5%	-20.2%	5.2%

n.p.: data not published

1 Current prices.

2 Compares the latest quarter with the previous quarter.

3 Compares the latest quarter with the same quarter last year.

4 Compares the 4 quarters up to and including the latest quarter with the previous 4 quarter period.

Source: Department of Treasury and Finance, ABS Cat. No. 8762.0

Caution is advised when using data for the Territory, as it is often derived from small samples and can be highly volatile. Although all due care has been exercised in preparing this material, no responsibility is accepted for any errors or omission.

[Engineering Construction Activity, Australia | Australian Bureau of Statistics \(www.abs.gov.au\)](https://www.abs.gov.au)

More information

Economic Group | Department of Treasury and Finance

P: 08 8999 6718 | E: economics.dtf@nt.gov.au | W: nteconomy.nt.gov.au