

# Retail trade

October 2023 | Economic brief

Retail trade turnover (current prices)	NT	Aust
Monthly change (seasonally adjusted)	↓0.1%	↓0.2%
Annual change (seasonally adjusted)	↑2.7%	↑1.2%
Year-on-year change (original)	↑3.8%	↑4.4%

The Australian Bureau of Statistics has reintroduced reporting trend estimates after they were suspended during COVID-19. Because of the limited number of trend data points, this brief will continue to use seasonally adjusted data until more trend data becomes available.

## Monthly results

Retail trade in the Territory decreased by 0.1% to \$323 million in October 2023 compared with the previous month (Chart 1).

The Territory reported the fourth weakest result of the jurisdictions equal with South Australia, which otherwise ranged from a decrease of 0.8% in Victoria to an increase of 0.8% in Western Australia. Nationally, retail trade turnover decreased by 0.2%.

## Annual results

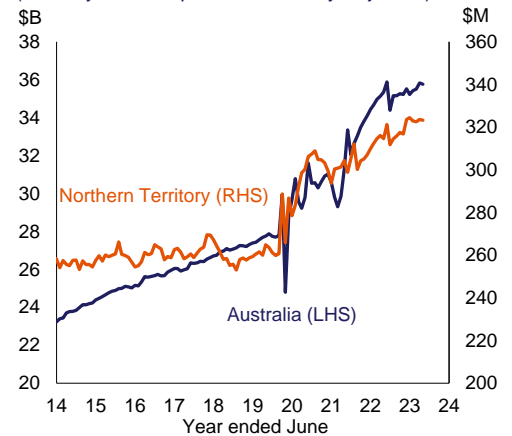
Retail trade in the Territory increased by 2.7% in annual terms (Chart 2), the fourth strongest result of the jurisdictions. The largest contributor to annual growth was 'food retailing' (contributing 2.4 ppt).

## Year-on-year results

In the year to October 2023, retail spending in the Territory increased by 3.8% to \$3.8 billion, the third weakest result of the jurisdictions. In other jurisdictions, results ranged from an increase of 3.1% in Queensland to an increase of 6.8% in the Australian Capital Territory (Chart 3). Nationally, retail spending increased by 4.4% to \$424.1 billion over the same period.

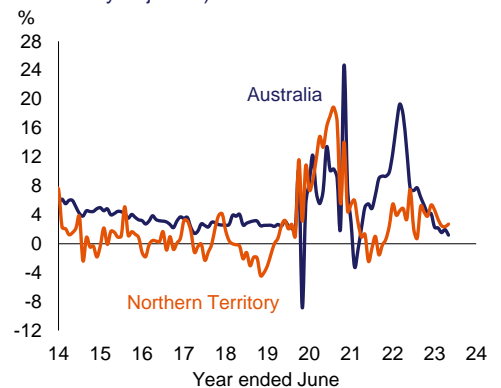
The Territory's year-on-year result was largely influenced by increased spending on 'cafes, restaurants and takeaway food' (contributing 1.8 ppt) and 'food retailing' (contributing 1.7 ppt).

Chart 1: Retail turnover (monthly, current prices, seasonally adjusted)



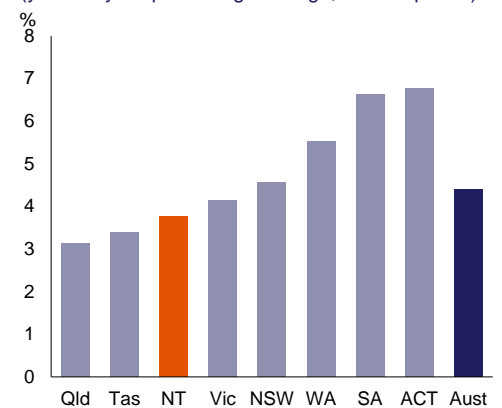
Source: ABS Cat. No. 8501.0; DTF

Chart 2: Retail turnover (annual percentage change, current prices, seasonally adjusted)



Source: ABS Cat. No. 8501.0; DTF

Chart 3: Retail turnover (year-on-year percentage change, current prices)



Source: ABS Cat. No. 8501.0; DTF

Table 1: Retail turnover (current prices, \$M)

	Period				Change		
	Oct 22	Sep 23	Oct 23	Year to date	Monthly <sup>1</sup>	Annual <sup>2</sup>	Year-on-year <sup>3</sup>
<b>Northern Territory</b>							
Original	320	335	328	3 840	-1.9%	2.6%	3.8%
Seasonally adjusted <sup>4</sup>	315	324	323	3 838	-0.1%	2.7%	
Trend	316	324	324	3 837	0.1%	2.5%	
<b>Australia</b>							
Original	35 496	34 982	35 947	424 132	2.8%	1.3%	4.4%
Seasonally adjusted <sup>4</sup>	35 347	35 825	35 768	424 349	-0.2%	1.2%	
Trend	35 232	35 663	35 763	424 303	0.3%	1.5%	
<b>Other jurisdictions (seasonally adjusted)</b>							
New South Wales	11 158	11 248	11 197	133 438	-0.5%	0.3%	
Victoria	9 110	9 280	9 204	109 282	-0.8%	1.0%	
Queensland	7 278	7 284	7 328	86 638	0.6%	0.7%	
South Australia	2 238	2 305	2 303	27 340	-0.1%	2.9%	
Western Australia	3 894	4 000	4 030	47 408	0.8%	3.5%	
Tasmania	703	706	708	8 424	0.3%	0.7%	
Australian Capital Territory	652	678	674	7 980	-0.5%	3.5%	

1 Compares the latest month/quarter with the previous month/quarter.

2 Compares the latest month/quarter with the same month/quarter last year.

3 Compares the 12 months up to and including the latest month with the previous 12 month period.

4 Seasonal adjustment removes from a series influences that are systematic and calendar related.

Caution is advised when using monthly data for the Territory, which is often derived from small samples and highly volatile.

Source: Department of Treasury and Finance, ABS Cat. No. 8501.0

Caution is advised when using monthly data for the Territory, as it is often derived from small samples and can be highly volatile. Although due care has been exercised in preparing this material, no responsibility is accepted for any errors or omission.

[Retail Trade | Australian Bureau of Statistics](#)

## More information

Economic Group | Department of Treasury and Finance

P: 08 8999 6718 | E: [economics.dtf@nt.gov.au](mailto:economics.dtf@nt.gov.au) | W: [nteconomy.nt.gov.au](http://nteconomy.nt.gov.au)